

Reception Home Learning

Week Beginning: 22nd June 2020

GENERAL OVERVIEW

CAROUSEL HOME LEARNING ACTIVITIES

Core Activities based around: 'Emma Jane's Aeroplane'. A video of the story can be found in our Purple Mash Story Folder

Daily Activities	<p>All children will complete each of these activities daily:</p> <ul style="list-style-type: none"> • Phonics and Handwriting • Maths • Carousel <p>Details of planning for these areas can be found on separate planning sheets (the activities set will be the same whether working at home or at school). N.B. If your child is attending school on a part-time basis, please complete these on the suggested days in order to support a smooth crossover between activities carried out at school and at home and to avoid duplications or omissions.</p>
Rainbow Challenge	<p>Over the week, we would like you to try and complete at least 3 Rainbow Challenges (you get 1 house point if you do!) If you complete all 5 challenges, let us know and we'll add 2 house points to your chart!! If you can't manage a Rainbow Challenge one day, why not choose something from our 'Family Learning Menu' OR choose an activity or interest of your own to follow. Monday = RED Tuesday = ORANGE Wednesday = BLUE Thursday = YELLOW Friday = GREEN N.B. If your child is attending school on a part-time basis, please complete these on the suggested days in order to support a smooth crossover between activities carried out at school and at home and to avoid duplications or omissions. Also, PLEASE NOTE: As Bubble B is not at school on a Thursday and Bubble A is only in school for half a day, we will not be completing the Thursday Rainbow Challenge at school, as time will be prioritised to complete the 3 core activities, phonics / maths and carousel. You are welcome to choose to complete this rainbow challenge at home on a Thursday afternoon or select an activity of your own.</p>
Reading	<p>All parents (whether your child is at home or at school) are requested to try and find a time each day to read a book / share a story with their child and record this in their reading record. Why not use our newest set of 'Reception Reading Challenges' to help keep reading alive. Please let us know:</p> <ul style="list-style-type: none"> • How your child got on - was it easy / hard? What was their favourite part? OR • If working at home, you could encourage your child to draw a picture or write a comment about your book
Submissions	<p>For children who are not at school i.e. continuing to learn from home, submissions will be required weekly on a FRIDAY. We will let you know each week what work we would like you to submit. For children at school 'submissions' will take the form of our usual EExAT observations and will be carried out by school staff.</p> <p>This week, on FRIDAY 26th June please give a summary of your 'CAROUSEL ACTIVITIES' this week. You can choose to upload one or two pictures (or a photo collage) onto EExAT to celebrate your child's achievements this week. Thank you!</p>

Monday 22nd June 2020 - Reception Home Learning PHONICS / HANDWRITING
reception@shelford.cambs.sch.uk

Day	Activity	Submission
Mon	<p>Today, the children will continue to revise their skills learnt. Below is a suggested structure of how you could do this.</p> <p>Warm up: Sing some songs from the <u>Phonics Songs Menu</u> (or you can sing some of your own!)</p> <p>Phonics focus: Revision – Blending and segmenting</p> <ul style="list-style-type: none"> Choose one or two activities from the 'Phonics Revision Menu' to see what they can remember OR spend 5-10 minutes on your 'Phonics Hero' page Take some time as well to practise some handwriting skills, focusing on 'pencil patterns', 'name writing', a-z letters or digraphs/trigraphs as suits your child. <p>Apply: Reading Skills</p> <ul style="list-style-type: none"> To practise skills further have a go at this Phonopoly Game (attached) 	
Tues	<p>Warm up: Sing phonics songs / revise known phonemes and tricky words using Phonics Menu or Phonics Play games / spend 5-10 minutes on Phonics Hero as revision. Games such as 'Flashcards', 'Speed Trial', 'Time Challenge' or 'Quickwrite' (on or offline) can be used to practise known skills.</p> <p>Phonics Focus: Reading 2 syllable words with adjacent consonants</p> <ul style="list-style-type: none"> Know/Teach: Teach Write a two syllable word on the whiteboard making a slash between the two syllables e.g. lunch/box. Sound talk the first syllable and blend it l-u-n-ch lunch. Sound talk the second syllable b-o-x box. Say both syllables lunchbox. Repeat and ask the children to join in. Repeat with the words: pondweed, windmill, treetop, starlight. Practise: Play countdown. How many words can you read in a minute? Try these words: lunchbox, helpdesk, windmill, treetop, starlight, desktop, sandwich, sandpit. For more practice, try 'Make a Match' on Phonics Play OR Try the polysyllabic/picture matching activity (attached) Apply: Hold up sentence on card or whiteboard for your child to read, encouraging them to blend words if they get stuck. Can you draw a picture to match? <p>You put a shampoo sandwich in my lunchbox. / I stuck a little windmill in this sandpit.</p> <ul style="list-style-type: none"> Handwriting: Focus on Name writing / a-z letters / digraphs as needed 	
Wed	<p>Warm up: Sing phonics songs / revise known phonemes and tricky words using Phonics Menu or Phonics Play games / spend 5-10 minutes on Phonics Hero as revision</p> <p>Phonics Focus: Writing two syllable words with adjacent consonants</p> <ul style="list-style-type: none"> Know / teach: Say a word e.g. desktop, clap each syllable and ask the children to do the same. Repeat with two or three more words. Clap the first word again and tell the children that the first clap is on desk and the second is on top. Ask the children for the sounds in desk and write it down. Repeat with the second syllable. Read the complete word. Repeat with another word. Practise: Read out two syllable words for your child to clap out the syllables, segment them and write them on whiteboards. Use the words: lunchbox, helpdesk, windmill, treetop, starlight, desktop, sandwich, sandpit (as yesterday) Apply: Choose a sentence to write e.g. Can lightning hit a windmill? The chimpanzee did a handstand. The frog is chomping on pondweed Handwriting: Focus on Name writing / a-z letters / digraphs as needed 	

Thurs	<p>Warm up: Sing phonics songs / revise known phonemes and tricky words using Phonics Menu or Phonics Play games / spend 5-10 minutes on Phonics Hero as revision</p> <p>Phonics Focus: Revise reading and writing CVCC and CCVC words</p> <ul style="list-style-type: none"> • Know: Play 'Phonics treasure hunt' to practise blending (see attached sheet) • Practise: Play 'Space Race' or 'Rocket rescue' to practise writing CVCC and CCVC words. • Apply: Play 'sentence substitution' on Phonics Play again (or make up some of your own) to practise applying knowledge of reading CCVC words <p>Handwriting: Focus on Name writing / a-z letters / digraphs as needed</p>	
Fri	<p>Warm up: Sing phonics songs / revise known phonemes and tricky words using Phonics Menu or Phonics Play games / spend 5-10 minutes on Phonics Hero as revision</p> <p>Phonics Focus: Phase 3 and 4 Tricky Words</p> <ul style="list-style-type: none"> • Know: Introduce the tricky words 'they, all, are' and practise 'finding' / 'reading' and 'writing' them • Practise: How many times can you write these words in 1 / 2 minutes? EXT: Have a go completing the tricky word read wordsearch (attached) • Apply: Try using some tricky words in sentences - They all had a sandwich and some crisps for a snack. The windmills are all near the farm. They are all jumping for joy. <p>Handwriting: Focus on Name writing / a-z letters / digraphs as needed</p>	

MATHS HOME LEARNING ACTIVITIES

Core activities: <https://whiterosemaths.com/homelearning/early-years/> Summer Term Week 9 (w/c 22nd June)

'Zog' by Julia Donaldson – video available in our Purple Mash Story Time folder and animation here: <https://www.bbc.co.uk/iplayer/episode/b0bwdw8y/zog>




Day	Activity	Submission
Mon (Approx. 20-30 mins)	<p>Warm up: Sing some songs from the <i>Maths Songs Menu</i> (or you can sing some of your own!)</p> <p>Main Activity: Watch the video 'Day 1: Zog Summer Term Week 9 (w/c 22nd June)' at https://whiterosemaths.com/homelearning/early-years/ or access the activities offline</p> <ul style="list-style-type: none"> Your challenge today is to spot, describe and continue patterns using mathematical language of shape, colour and size and positional vocabulary. <p>If you want more of a challenge, why not try one of these NRICH patterns investigations: '<i>Pattern Making</i>' OR '<i>Paths</i>' (attached) to further develop your shape and space language.</p>	
Tues (Approx. 20-30 mins)	<p>Warm up: Sing some songs from the <i>Maths Songs Menu</i> (or you can sing some of your own!)</p> <p>Main Activity: Watch the video 'Day 2: Zog Summer Term Week 9 (w/c 22nd June)' at https://whiterosemaths.com/homelearning/early-years/ or access the activities offline</p> <ul style="list-style-type: none"> Your challenge today is to find totals of amounts (gold stars) and you may choose to make a rosette. <p>If you want more of a challenge, why not play the '<i>Towering Differences</i>' game to practise some more equations (attached).</p>	
Wed (Approx. 20-30 mins)	<p>Warm up: Sing some songs from the <i>Maths Songs Menu</i> (or you can sing some of your own!)</p> <p>Main Activity: Watch the video 'Day 3: Zog Summer Term Week 9 (w/c 22nd June)' at https://whiterosemaths.com/homelearning/early-years/ or access the activities offline</p> <ul style="list-style-type: none"> Your challenge today is ...to make some 'First, Then and Now' subtraction stories, e.g. "First there were 6 dragons and 2 flew away. Now there are 4." Choose some toys / objects from around your house to make up some more stories! Can you draw pictures to match? <p>If you want more of a challenge, why not try some of the '<i>Subtraction Problems</i>' (attached).</p>	
Thurs (Approx. 20-30 mins)	<p>Warm up: Sing some songs from the <i>Maths Songs Menu</i> (or you can sing some of your own!)</p> <p>Main Activity: Watch the video 'Day 4: Zog Summer Term Week 9 (w/c 22nd June)' at https://whiterosemaths.com/homelearning/early-years/ or access the activities offline</p> <ul style="list-style-type: none"> Your challenge today is plan and perform a dragon dance with 20 moves! Watch the Chinese Dragon dance video here: https://www.youtube.com/watch?v=3tggPo5HVts <p>If you want more of a challenge, take a look at '<i>Dragon Doubling and Halving</i>' (attached). Look for the images in the scene and find double or half of the amount. You could choose some counting objects from home to help you.</p>	
Fri (Approx. 20-30 mins)	<p>Warm up: Sing some songs from the <i>Maths Songs Menu</i> (or you can sing some of your own!)</p> <p>Main Activity: Watch the video 'Day 5: Zog Summer Term Week 9 (w/c 22nd June)' at https://whiterosemaths.com/homelearning/early-years/ or access the activities offline</p> <ul style="list-style-type: none"> Your challenge today is to pretend to be a dragon learning to fly and to time your flights! Can you time how long it takes you to fly round the room / up the stairs and back down again / to the end of the garden and back? You could count out loud as you go or ask a grown up to do this for you / time you on a stopwatch. <p>If you want more of a challenge, record your times on the '<i>Dragon Flight Plan</i>' sheet (attached). What took the longest / least amount of time? After a little rest, can you test your flights again to go even faster?</p>	

N.B. You may choose to explore activities from our Maths Menu instead to supplement these activities.

Week Beginning: Monday 22nd June - Reception Home Learning
reception@shelford.cambs.sch.uk

CAROUSEL HOME LEARNING ACTIVITIES

Core Activities based around: 'Emma Jane's Aeroplane'. A video of the story can be found in our Purple Mash Story Folder

Day	Activity	Submission
Mon	<p>Art: Aeroplane Silhouette Pictures Share the story of Emma Jane's Aeroplane (you can repeat this story throughout the week)</p> <ul style="list-style-type: none"> Sponge print / paint a sky background. Draw and cut out an aeroplane on black paper (or paint it black). Stick your aeroplane onto the background. <p>Talk about where you like to fly on an aeroplane to and why. EXT: Draw and cut out a silhouette of a building / town that you would like to fly over and add it on below</p>  	
Tues	<p>Fine Motor Skills: Aeroplanes Think about the different aeroplanes you discovered during your Red Rainbow Challenge. You can choose to make:</p> <ul style="list-style-type: none"> An old fashioned bi-plane using a peg and some lollipop sticks https://mumturnedmom.com/2014/05/14/make-lollipop-stick-aeroplane/ <p>OR</p> <ul style="list-style-type: none"> A modern jet plane by following step by step instructions for a paper aeroplane https://www.twinkl.co.uk/resource/t2-d-023-how-to-make-a-paper-aeroplane 	
Wed	<p>Game or Puzzle Choose a favourite game or puzzle you have OR Why not have a go making several paper aeroplanes and have a competition to see which one flies furthest!</p>	
Thurs	<p>ICT: Explore '2Go' in Purple Mash again. Where will you go today? Can you create your own route? OR Why not explore the Free CBeebies Playtime Island App to fly around and explore some new games with familiar characters</p>	
Fri	<p>Writing: Instructions Imagine you have to teach someone else how to make a paper aeroplane. Can you make your own set of instructions to help them? First cut and stick the pictures in order. Then add your own instructions. Remember, start your instructions with a 'bossy' words to tell your reader what to do e.g. Fold / Cut / Bend etc.</p>	<p>Please submit 1 or 2 photos as a round up of your carousel activities on FRIDAY by 3pm if possible.</p>

Week Beginning: Monday 22nd June 2020 – Reception Home Learning RAINBOW CHALLENGES

reception@shelford.cambs.sch.uk

Rainbow Challenges will be delivered in school on the following days. If your child is attending school on a part-time basis, please make sure you stick to the activities on the appropriate days to avoid any duplication in school and at home if you choose to do a Rainbow Challenge. For part-time children and those remaining at home, Rainbow Challenges remain optional and you can choose alternative activities from our Family Learning Menus and / or follow your own interests.

<p>MONDAY</p> 	<p>RED CHALLENGE: TOPIC FOCUS</p> <p>Your challenge today is to find out about different 'flying machines'. To start, read 'Emma Jane's Aeroplane' and discuss it. Have you ever been in an aeroplane? What was it like? What did you notice? Did you see anything out of the window? Where did you go? Maybe you recognise some of the cities in the story and have been to one of them? You might also like to watch 'Catie's Amazing Machines: Flying Machines': https://www.bbc.co.uk/programmes/b0br9ltd. OR Find out about what the first flying machines were like using books or the internet. You can then choose one of the following challenges:</p> <ul style="list-style-type: none"> • Paint a picture of your favourite flying machine. Where will it be flying over? • Create a model of a flying machine using junk materials or maybe you could invent your own! Can you make it fly? You might like to have a go at this science challenge https://www.twinkl.co.uk/resource/t-t-2546178-eyfs-flying-alien-science-experiment-and-prompt-card-pack • Role play going to an airport and flying somewhere in the world. Maybe you could make your passport or tickets. Will you have food on your aeroplane? (Twinkl have some great Role Play challenge cards and printable aeroplane role play packs) • Create a 'fact file' on your favourite flying machine. 
<p>TUESDAY</p>	<p>ORANGE CHALLENGE – PICTURE NEWS</p> <p>Big Question – How does a zoo take care of its animals?</p> <p>Please see the zip file available on our class page of the website – You can use as many or as few of the resources as you like. You may simply have a discussion or you may wish to do some recording using the resources provided.</p>
<p>WEDNESDAY</p>	<p>BLUE CHALLENGE – PSED: Managing Feelings and Emotions</p> <p>For the remainder of term, Blue challenges will focus on the 'When I'm Feeling ...' series. The children should recognise the series as we had already covered 'Happy', 'Sad' and 'Scared' when at school altogether. We will explore one feeling each week.</p> <p>Today, watch the video recording of 'When I'm Feeling Lonely' in our 'Story Time' folder in Purple Mash. After listening to the story, explore the following questions with your child. You could model giving your answer and then encourage them (and other family members) to follow:</p> <ul style="list-style-type: none"> • Have you ever felt lonely or that you don't fit in? Perhaps during lockdown. How do you feel when you are lonely? How do you feel when you think you don't fit in? • Name some things you can do when you feel lonely. What are some things you can do to help someone else feel less lonely? • Think of your Safety Circle. Can you think of some people you could turn to when you are feeling lonely? <p>Remember: Sometimes we just need to share our feelings with someone who cares and will listen, in order to feel better.</p>
<p>THURSDAY (not completed at school)</p>	<p>YELLOW CHALLENGE – RE – How do we care for our wonderful world?</p> <p>Remind your child about The Creation Story that we have recently shared and the Christian belief that God created the world and all that is in it. Share with the children that at Tom and Tessa's church they talk about God a lot and say and sing words of praise and worship to God for all that he has made. They believe that it is part of the mission of the church to 'treasure' the world God has given to all people. One way that this is done is through 'creation windows'. Your challenge today is to make your own 'creation window'. You may like to share this window with your child from Chester Cathedral to gain inspiration https://www.flickr.com/photos/47859152@N05/8639204140. The following link may also give you ideas. http://www.picnicsintherain.co.uk/2017/06/minibeast-suncatchers/ You can either use sticky back plastic help, greaseproof paper or simply add strips of tissue paper across a black card template.</p> <p>As you work you may like to sing along to some of the songs we shared last week or a couple of new ones that we've added too: Our God is a Great Big God / Wiggly Waggly Worm / Whole world in his hands / Lovely Jubbly / The Tiny Ant</p>  
<p>FRIDAY</p>	<p>GREEN CHALLENGE – Out and About</p> <p>To accompany all the songs about minibeasts that we have been singing for the last couple of weeks, today's challenge is to make a musical instrument of your own outdoors. You can choose one of the following or make up an idea of your own.</p> <p>Set up your own pots and pans band or 'musical forest' https://littlepinelearners.com/musical-forest/</p> <p>Create your own drumsticks and investigate the sounds you can make on different 'drums' http://www.treetoolsforschools.org.uk/activities/pdfs/pdf_tree_stump_snare_drumpdf</p> <p>Decorate and tie together some sticks to make your own 'wooden wind chimes'. http://www.treetoolsforschools.org.uk/activities/pdfs/pdf_woodland_wind_chimes.pdf</p>