


Oral Blending and Segmenting

Home Learning Challenges

Listen carefully as you sound out these words: pin, sat, tap, net. How many letter sounds are in each word? Try counting on your fingers.

E.g. 'c-a-t, 1-2-3'.



1 2 3



Emma the Explorer has a list of things she needs to take on her next adventure but she can't read it! Can you help Emma work out what she needs to pack in her bag? Ask a grown-up to say the sounds in the words below and blend the sounds together to find out what she needs to take. You could draw pictures to help Emma know what she needs to take.



m-a-p

c-u-p

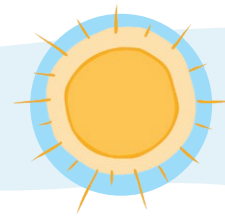
h-a-t

p-e-n

t-or-ch



Play a listening and drawing game with a grown-up. Take it in turns to sound out a word by saying the letter sounds and then the other person has to draw the item! Try the words: hat, sun, ten, pan, box.



10



Oral Blending and Segmenting

Home Learning Challenges

With a grown-up, play a listening game about a visit to a farm. 'I went to the farm and I saw...' – instead of saying the animal name, split the word up into its 3 letter sounds. The other person has to identify the animal by blending the sounds together. For example: 'I went to the farm and I saw a c-a-t. It's a cat!' Try the animals shown in the picture below.



Robbie the Robot can only speak by saying the sounds of each word. Can you work out what Robbie is saying, when a grown-up says these sounds? Blend the sounds together to say the words.

c-ar


b-oa-t

b-u-s

v-a-n

c-oa-ch

t-r-ai-n



Play a sounding out game with a grown-up. Look at the pictures below. Choose one and carefully sound out the word. Can the other person point to the correct picture?

