



Welcome

New Parents' Meeting

June 2019


Notes of the meeting:

After a whole school introduction parents were invited in to the Reception classroom and welcomed by the Reception Class Teachers. The following bullet points were given as 3 main themes of discussion.

- What happens during the transition period?
- What will happen at school in September / What does a typical day look like?
- How can I help to get my child ready for school?



Getting to Know You: What happens during this transition period?



Home visits

- 27th June and 1st July (check timetable)

Reception Class Visits

- 3rd July, 11th July and 17th July

Nursery Visits

- Throughout June / July
- N.B. A copy of the timetable is in the Reception Booklet.



Notes of the meeting:

Key transition dates were discussed, emphasizing the commitment we have for getting to know the children and helping them to have a really good start to school life.



Settling in: Staggered Start in September

Week 1:

Half days

Week 2:

Staying for lunch (Y6 buddies)

Settling in Parent Interviews (sign up sheet)

Week 3:

Full days



Notes of the meeting:
Details of the staggered start
were explained as outlined in
more detail in the Reception
Booklet. .



What will happen at
school in
September?



Characteristics of Effective Learning Engagement Motivation Thinking



Adults who
help children
to play are
adults who
help children
to learn

Notes of the meeting:

The Reception Year is a continuation of and the last year of the Foundation Stage (already started in Nursery / Preschool settings). We place a high importance on helping the children to develop the way they learn. We encourage them to:

- Engage in a variety of activities by playing and exploring
- Be motivated to learn - encouraging sustained periods of concentration and persistence
- Think - making inks and problem solving.



Your child will be learning skills, acquiring new knowledge and demonstrating their understanding through 7 areas of learning and development



Notes of the meeting:

Parents were introduced to the 7 areas of learning, which most children will have already experienced in the pre school setting.

There are 3 Prime Areas:

1. Communication and Language

2. Physical Development

3. Personal, Social and Emotional Development.

Notes of the meeting:

It was explained that they are called 'Prime' areas because they underpin the learning in the rest of the curriculum. During the first half term the main focus is on developing the prime areas




Personal, Social and Emotional Development

The children will be learning to:

- become self-confident;
- have awareness of their own feelings and feelings of others;
- take an interest in things;
- become independent;
- develop relationships.



Communication and Language



The children will be learning to:

- talk confidently and clearly
- show awareness of the listener
- enjoy listening to stories, songs and poems, showing good attention
- follow instructions
- answer questions about stories



Physical Development



The children will be learning to:

- move confidently
- control their body
- handle large and small equipment
- manage their own



basic hygiene and personal needs including dressing and undressing independently



The prime areas will help them to develop skills in 4 specific areas:

1. Literacy

2. Mathematics


3. Understanding the world

4. Expressive arts
and design.



Notes of the meeting:

All learning takes place in two ways; some is teacher led, but equally important are the activities and learning which the children initiate themselves.





Literacy



The children will learn to:

- Say letter names and hear sounds (or phonemes)
- Blend sounds to read and segment words to write
- Read and write familiar words and form sentences






Mathematics




The children will be learning to:

- Develop an understanding of maths through stories, songs, games and imaginative play
- Use numbers to order, add, subtract, share and solve problems
- Explore shapes and compare and measure objects in the world around them.



Understanding the World



The children will:



- Explore and find out about the world around them, asking questions about it



Build with different materials, know about everyday technology and learn what it is used for



- Find out about past events in their lives
- Find out about different cultures and beliefs.



Expressive Arts and Design



The children will:

- Explore different art forms using a range of media and materials
- Construct creatively using a variety of equipment
- Take part in role play and stories
- Make music, sing songs and dance



What will a typical day look like?

Choosing lunch



Self-Registration



Morning Activity

Notes of the meeting:

Our timetable is not set in stone, but we build up to a set pattern to help the children understand the routine and know what to expect.

We ran through the main parts of the day which are also outlined in Reception Booklet.



Morning Carousel

Y3 Reading
Partners



Gross Motor
Skills

Fine Motor Skills



Art Skills



Handwriting
Activities



Notes of the meeting:
We have a carousel of activities at the
beginning day which runs throughout the
week.

Exercise and Exploring



Fruit and water



Phonics



Maths




Lunchtime



Notes of the meeting:

- We go for a run every morning as part of our Shelford School Golden Mile to encourage exercise and to give them a 'mental break'.
- Children 'buy' their own fruit each day, taking it in turns to be the shopkeeper
- During activity time children are able to choose whether they work indoors or outdoors on a variety of activities
- Lunchtime is staggered so YR start before the rest of the school



Afternoon Activities



PE



Forest School




Activity Time



Collective Worship



Storytime



Notes of the meeting:
A range of activities take place in the afternoons which are introduced throughout the year.

- PE starts after October half term
- Wellington Boots are needed in school throughout the year
- Priority is given to child-initiated learning activities

Dismissal (sign up sheet)



How can I support my child to get ready for school?



- Road to School Map (Please return before or at your home visit)
- All About Me Booklet (Please return by 5th July)
- Uniform / Equipment i.e. book bag, water bottle, wellies etc. PLEASE LABEL EVERYTHING CLEARLY
- Independence i.e. dressing / undressing independently / managing personal hygiene.
- (Practicing these skills between now and September will give your child confidence and be a huge help to us)
- School Website <http://www.shelfordschool.org.uk>

Notes of the meeting:

The presentation finished with a discussion of how parents can help prepare their children for school.

We shared a video of 'A Day in the Life of Reception' typifying what to expect in September..

A Day in the Life of Reception

N.B. Video features our Current Y2 children at the end of their Reception Year