


Monday 1st June 2020 - Year 4 Home Learning
Year4@shelford.cambs.sch.uk

| Subject | Activity | Submission |
|----------|--------------------------------------------------------------------------------------------------------------------------------------------------------------------------------------------------------------------------------------------------------------------------------------------------------------------------------------------------------------------------------------------------------------------------------------------------------------------------------------------------------------------------------------------------------------------------------------------------------------------------------------------------------------------------------------------------------------|---------------|
| Spelling | <p>This week's list: Year 4 statutory spellings q-s</p> <p>question recent regular reign remember sentence separate special straight strange</p> <p>Copy this list into your home learning book in your neatest handwriting.</p> | none required |
| Literacy | <p><u>Fables - reading comprehension</u></p> <p>Resource: The Ant and the Grasshopper reading comprehension</p> <p>This week in literacy we will be learning about fables.</p> <p>Activity: read the fable 'The Ant and the Grasshopper', answer the comprehension questions in full sentences then check your answers against those at the bottom of the sheet.</p> | none required |
| Numeracy | <p><u>Maths fluency lesson - column addition and subtraction</u></p> <p>Warm up: practise your 7 x table ready for a check on Friday.</p> <p>Activity: Practise your column addition and subtraction for 30 minutes.</p> <p>Use dice or ask someone at home to help you choose some 3- or 4-digit numbers to add and subtract. You may start with the questions below:</p> <p>425 + 236; 3,456 + 3,561; 432 - 213; 5,331 - 1,244</p> <p>Answer the questions in your home learning book using column methods.</p> <p>For a reminder of the column methods, please see the home learning - key resources section of the class page and scroll down to calculation guides.</p> | none required |
| Other | <p>Choose an activity from the: Family learning menu. OR Music home learning menu</p> | none required |
| Reading | <p>Read aloud to someone at home for 15 minutes, focusing on the accuracy and expression of your reading. After this, enjoy some free read time!</p> | none required |


Tuesday 2nd June 2020 - Year 4 Home Learning
Year4@shelford.cambs.sch.uk

| Subject | Activity | Submission |
|----------|----------------------------------------------------------------------------------------------------------------------------------------------------------------------------------------------------------------------------------------------------------------------------------------------------------------------------------------------------------------------------------------------------------------------------------------------------------------------------------------------------------------------------------------------------------------------------------------------------------------------------------------------------------------------------------------------------------------------------------------------------------------------------------------------------------------------------------------------------------------------------------------------------------------------------------------------------------------------------------------------------------------------------------------------------------------------------------------------------------------------------------------------------------------------------|---------------|
| Spelling | <p><u>This week's list: Year 4 statutory spellings q-s</u></p> <p>question recent regular reign remember sentence separate special straight strange</p> <p>Practise your spellings using your choice of strategy from the KS2 Spelling Menu. This can be found in the home learning - key resources section of the class page.</p> | none required |
| Literacy | <p><u>Fables - identifying features</u></p> <p>Resource: The Lion and the Mouse</p> <p>This week in literacy we are learning about fables.</p> <p>Activity: read the fable 'The Lion and the Mouse', and compare it to 'The Ant and the Grasshopper' which you read yesterday. Then, answer the following questions in your home learning book:</p> <ol style="list-style-type: none"> 1) What do you notice that is similar about the two fables? 2) Can you think of any other fables that you know? 3) In which ways do you think fables are different to other types of story we have read this year? What makes them special? | none required |
| Numeracy | <p><u>Maths core lesson - perimeter of rectangles</u></p> <p>Resources: Tuesday Maths Activity & Tuesday Maths ANSWERS</p> <p>Warm up: practise your 7 x table ready for a check on Friday.</p> <p>Please follow this link https://whiterosemaths.com/homelearning/year-4/</p> <p>Today's lesson is 'Summer Term - Week 4' Lesson 2 - Perimeter of rectangles Please note - we are not in the week commencing 1st June yet as we have been using a different time scale to that on the website. Today's lesson should look like this:</p> <div data-bbox="245 1666 1129 2056"> <p>Lesson 2 - Perimeter of rectangles</p>  <p>Looking for the worksheets? Contact your child's school to check if they have a subscription to our worksheets. Alternatively, read more here or get some extra practice from BBC Bitesize.</p> </div> <p>1) Watch the video clip; this will help to explain the task.</p> | none required |

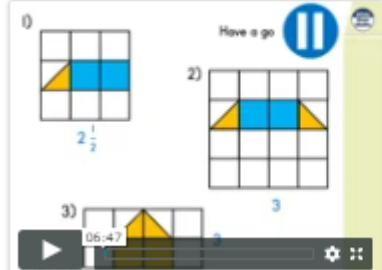
| | | |
|---------|--------------------------------------------------------------------------------------------------------------------------------------------------------------------------------------------------------------------------------------------------------------------------------------------------------------------------------------------------------------------------------------------------------------------------------------------------------------------------------------------------------------------------------------------------------------------------------------------------------------------------------------------------------------------------------------------------------------------------------------------------------------------------------------------------------------|---------------|
| | <p>2) Complete the 'Tuesday Maths Activity' sheet.</p> <p>3) Check over your work</p> <p>4) Mark your work using the 'Tuesday Maths ANSWERS' sheet.</p> | |
| Topic | <p><u>Rainforests - biomes</u></p> <p>Our new Topic for this half term is Rainforests!</p> <p>A rainforest is a type of biome.</p> <p>Biomes are areas of the planet with similar climates and landscapes, where similar animals and plants live.</p> <p>Activities:</p> <p>1) Go to this webpage, and explore the video clip and text to find out more about biomes. https://www.bbc.co.uk/bitesize/topics/z849q6f/articles/zvsp92p</p> <p>2) In your home learning book, write a definition for each type of biome (rainforests, deserts, savannah, woodlands, grasslands, tundra) trying to explain using your own words.</p> <p>Extension task: draw an illustration for each type of biome</p> | none required |
| Reading | <p>Read aloud to someone at home for 15 minutes, focusing on the accuracy and expression of your reading. After this, enjoy some free read time!</p> | none required |

Wednesday 3rd June 2020 - Year 4 Home Learning
Year4@shelford.cambs.sch.uk

| Subject | Activity | Submission |
|----------|--------------------------------------------------------------------------------------------------------------------------------------------------------------------------------------------------------------------------------------------------------------------------------------------------------------------------------------------------------------------------------------------------------------------------------------------------------------------------------------------------------------------------------------------------------------------------------------------------------------------------------------------------------------------------------------------------------------------------------------------------------------------------------------------------------------------------------------------------------------------------------------------------------------------------------------------------------------------------------------------------------------------------------------------------------------------------------------------|---------------|
| Spelling | <p><u>This week's list: Year 4 statutory spellings q-s</u></p> <p>question recent regular reign remember sentence separate special straight strange</p> <p>Practise your spellings using your choice of strategy from the KS2 Spelling Menu. This can be found in the home learning - key resources section of the class page.</p> | none required |
| Literacy | <p><u>Fables - planning a fable</u></p> <p>This week in literacy we are learning about fables.</p> <p>You have now read two fables, and yesterday you thought about what makes a fable different to other types of story. Here are some key features you may have noticed:</p> <ul style="list-style-type: none"> • fables usually have animals as their main characters • these animals are given human qualities • there are usually two main animals and these animals usually have contrasting (different) personalities • fables always end with a certain 'moral' (or lesson) that the writer will want to put across to the reader <p>Activity: Today I would like you to plan your own fable. You will then be writing it tomorrow and Friday.</p> <p>You may lay out your plan however you like, but you should include:</p> <ul style="list-style-type: none"> - ideas for two main (animal) characters - the main events of the fable - the moral which will be shared at the end | none required |
| Numeracy | <p><u>Maths core lesson - perimeter of rectilinear shapes</u></p> <p>Resources: Wednesday Maths Activity & Wednesday Maths ANSWERS</p> <p>Warm up: practise your 7 x table ready for a check on Friday.</p> <p>Please follow this link https://whiterosemaths.com/homelearning/year-4/</p> <p>Today's lesson is 'Summer Term - Week 4' Lesson 3 - Perimeter of rectilinear shapes</p> <p>Please note - we are not in the week commencing 1st June yet as we have been using a different time scale to that on the website. Today's lesson should look like this:</p> | none required |

| | | |
|---------|--------------------------------------------------------------------------------------------------------------------------------------------------------------------------------------------------------------------------------------------------------------------------------------------------------------------------------------------------------------------------------------------------------------------------------------------------------------------------------------------------------------------------------------------------------------------------------------------------------------------------------------------------------------------------------------------------------------------------------------------------------------------------------------------------------------------------------------------------------------------------------------------------------------------------------------------------------------------------------------|---------------|
| | <p>Lesson 3 - Perimeter of rectilinear shapes</p>  <p>Looking for the worksheets? Contact your child's school to check if they have a subscription to our worksheets. Alternatively, read more here or get some extra practice from BBC Bitesize.</p> | |
| | <ol style="list-style-type: none"> 1) Watch the video clip; this will help to explain the task. 2) Complete the 'Wednesday Maths Activity' sheet. 3) Check over your work 4) Mark your work using the 'Wednesday Maths ANSWERS' sheet. | |
| Science | <p><u>Teeth and Digestion - animal teeth</u></p> <p>Resource: Guess the Animal</p> <p>In Science this half term, we will be learning about teeth and digestion. Today, we will be looking at animal teeth.</p> <p>Activity:</p> <ol style="list-style-type: none"> 1) Without looking at the second page, look at the photographs of animal teeth on the first page of 'Guess the Animal'. Describe to someone at home/ write in your home learning book the similarities differences you notice between the different teeth. 2) Guess which type of animal each set of teeth belongs to. 3) Check the second page of 'Guess the Animal' to see if you were correct! 4) Why do you think different animals need different types of teeth, and what different jobs do you think the different types of teeth have to do? Explain your ideas to someone at home or write them down in your home learning book. | none required |
| Reading | <p>Read aloud to someone at home for 15 minutes, focusing on the accuracy and expression of your reading. After this, enjoy some free read time!</p> | none required |

Thursday 4th June 2020 - Year 4 Home Learning
Year4@shelford.cambs.sch.uk

| Subject | Activity | Submission |
|----------|------------------------------------------------------------------------------------------------------------------------------------------------------------------------------------------------------------------------------------------------------------------------------------------------------------------------------------------------------------------------------------------------------------------------------------------------------------------------------------------------------------------------------------------------------------------------------------------------------------------------------------------------------------------------------------------------------------------------------------------------------------------------------------------------------------------------------------------------------------------------------------------------------------------------------------------------------------------------------------------------------------------------------------------------------------------------------------------------------------------------------------------------------------------------------------------------------------|---------------|
| Spelling | <p><u>This week's list: Year 4 statutory spellings q-s</u></p> <p>question recent regular reign remember sentence separate special straight strange</p> <p>Practise your spellings using your choice of strategy from the KS2 Spelling Menu. This can be found in the home learning - key resources section of the class page.</p> | none required |
| Literacy | <p><u>Fables - writing a fable</u></p> <p>This week in literacy we are learning about fables.</p> <p>Yesterday, you planned your own fable. Today, I would like you to start writing your fable.</p> <p>While you are writing, remember to include/ use:</p> <ul style="list-style-type: none"> • two animals as the main characters • a moral at the end • paragraphs • capital letters and full stops • speech marks for conversations | none required |
| Numeracy | <p><u>Maths core lesson - Area</u></p> <p>Resources: Thursday Maths Activity & Thursday Maths ANSWERS</p> <p>Warm up: practise your 7 x table ready for a check on Friday.</p> <p>Please follow this link https://whiterosemaths.com/homelearning/year-4/</p> <p>Today's lesson is 'Summer Term - Week 4' Lesson 4 - Area counting squares Please note - we are not in the week commencing 1st June yet as we have been using a different time scale to that on the website. Today's lesson should look like this:</p> <div data-bbox="261 1621 1069 1980"> <p>Lesson 4 - Area counting squares</p>  <p>Looking for the worksheets? Contact your child's school to check if they have a subscription to our worksheets. Alternatively, read more here or get some extra practice from BBC Bitesize.</p> </div> <p>1) Watch the video clip; this will help to explain the task. 2) Complete the 'Thursday Maths Activity' sheet. 3) Check over your work</p> | none required |

| | | |
|---------|------------------------------------------------------------------------------------------------------------------------------------------------------------------------------------------------------------------------------------------------------------------------------------------------------------------------------------------------------------------------------------------------------------------------------------------------------------------------------------------------------------------------------------------------------|---------------|
| | 4) Mark your work using the 'Thursday Maths ANSWERS' sheet. | |
| RE | <p><u>Judaism - Hanukkah</u></p> <p>Resource: Dreidel Activity</p> <p>1) Explore these two webpages to find out about the Jewish festival of Hanukkah (called Chanukah in Hebrew): https://www.bbc.co.uk/bitesize/topics/znwhfg8/articles/zj446v4 https://www.bbc.co.uk/programmes/p02n2kp0</p> <p>2) Make your own Dreidel using the 'Dreidel Activity' and challenge someone at home to a game!</p> | none required |
| Reading | Read aloud to someone at home for 15 minutes, focusing on the accuracy and expression of your reading. After this, enjoy some free read time! | none required |

Friday 5th June 2020 - Year 4 Home Learning
Year4@shelford.cambs.sch.uk

| Subject | Activity | Submission |
|----------|-------------------------------------------------------------------------------------------------------------------------------------------------------------------------------------------------------------------------------------------------------------------------------------------------------------------------------------------------------------------------------------------------------------------------------------------------------------------------------------------------------------------------------------------------------------------------------------------------------------------------------------------------------------------------------------------------------------------------------------------------------------------------------------------------------------------------------------------------------------------------------------|-------------------------------------------------------------|
| Spelling | <p><u>This week's list: Year 4 statutory spellings q-s</u></p> <p>question recent regular reign remember sentence separate special straight strange</p> <p>Ask an adult or a brother/ sister to test you on the list above, making sure to ask you for the singular or plural version of the word. Then, use this sheet to mark your own work. Note down any which you didn't spell correctly, and add these to your list to practise next week.</p> | none required |
| Literacy | <p><u>Fables - writing a fable</u></p> <p>This week in literacy we are learning about fables.</p> <p>Today, I would like you to finish writing your fable.</p> <p>While you are writing, remember to include/ use:</p> <ul style="list-style-type: none"> • two animals as the main characters • a moral at the end • paragraphs • capital letters and full stops • speech marks for conversations <p>Extension activity: add some illustrations to your fable.</p> | Please email a copy of your work to the email address above |
| Numeracy | <p><u>Maths investigation challenge</u></p> <p>Resources: 7 Times Table Check; ruler and/or tape measure</p> <p>1) Carry out the '7 Times Table Check', noting any questions you found tricky and remembering to keep practising them.</p> <p>2) Your second challenge today is to see if you can find any rectilinear shapes at home and calculate their perimeter. You might want to investigate:</p> <ul style="list-style-type: none"> • the floor space in your bedroom • TV screens • books • table tops <p>Extension challenge: can you calculate the area of any of the rectilinear shapes you found? Unlike in the activity yesterday, the shapes in your house won't be broken into centimetre squares, so you will need to try to work out or research another way of calculating area.</p> | none required |
| Other | Choose an activity from the: Family learning menu, OR Music home learning menu | none required |

| | | |
|---------|-----------------------------------------------------------------------------------------------------------------------------------------------|---------------|
| Reading | Read aloud to someone at home for 15 minutes, focusing on the accuracy and expression of your reading. After this, enjoy some free read time! | none required |
|---------|-----------------------------------------------------------------------------------------------------------------------------------------------|---------------|