






| Subject | Activity | Submission | | | | | | | | | | | | | | | | | | | | | |
|--|---|---|-------|---------|--|---------------------------|--|--|--------------------------|--|--|---|--|--|----|--|--|---------------------|--|--|---------------------------------|--|--|
| Phonics  | <p>Please spend 5 - 10 minutes on https://www.phonicshero.com/. If you have completed the placement test you should be able to carry on with activities targeted at what you need to work on next. If not, start with the placement test.</p> <p>Ask your child to read sounds at the top of the weekly phonics sheet and the Year 1 common exception words that can be found in the back of their spelling folders.</p> <p>Alternate spellings of 'ar' (ar, a, al)</p> <p>Take a look at these activities on https://www.phonicsplay.co.uk/member-only/arAltSpellings.html to review the alternate spellings of 'ar'.</p> <p>I have provided a picture of the phoneme spotter in case the phonics play website is too busy - read the text and identify words with the alternate spellings of 'ar' - you could highlight them or write them in 3 lists.</p> | | | | | | | | | | | | | | | | | | | | | | |
| English | <p>Our Current Unit: Julia Donaldson</p> <p>Handwriting - practise writing <i>zig-zag monster letters</i> (see letter join website or letter families' link on the class page) Remember all lower case letters start on the line!</p> <p>Continue the story you started yesterday. Re-read what you have already written and then write the <i>middle</i> of your story. Remember, it always helps to say your sentence out loud before you write it. I have included a marking ladder to help you to think about all the things you should be including in your writing. I have also created an example based on my story plan that I shared with you on Monday. You could also add a picture.</p> <table border="1"> <thead> <tr> <th>Me</th><th>Story</th><th>Teacher</th></tr> </thead> <tbody> <tr> <td></td><td>Beginning, middle and end</td><td></td></tr> <tr> <td></td><td>Interesting word choices</td><td></td></tr> <tr> <td></td><td></td><td></td></tr> <tr> <td></td><td>C.</td><td></td></tr> <tr> <td></td><td>Cursive handwriting</td><td></td></tr> <tr> <td></td><td>Spelling common exception words</td><td></td></tr> </tbody> </table> <p>Super Elephant</p> <p><i>Super Elephant lived in the hot, green jungle. She loved to help the other animals. Sometimes she would pick juicy fruit from the tall trees or squirt cool water for the baby animals to play in.</i></p> <p>Suddenly, Jake Snake appeared waving his magic banana. "Now Super Elephant you're in my power!" Evil Jake Snake made Super Elephant collect colourful fruits for him. Super Elephant was scared that Jake Snake would feed him to the hungry crocodile.</p> | Me | Story | Teacher | | Beginning, middle and end | | | Interesting word choices | | |  | | | C. | | | Cursive handwriting | | | Spelling common exception words | | |
| Me | Story | Teacher | | | | | | | | | | | | | | | | | | | | | |
| | Beginning, middle and end | | | | | | | | | | | | | | | | | | | | | | |
| | Interesting word choices | | | | | | | | | | | | | | | | | | | | | | |
| |  | | | | | | | | | | | | | | | | | | | | | | |
| | C. | | | | | | | | | | | | | | | | | | | | | | |
| | Cursive handwriting | | | | | | | | | | | | | | | | | | | | | | |
| | Spelling common exception words | | | | | | | | | | | | | | | | | | | | | | |
| Maths  | <p>If you are able to login to https://play.numbots.com/?#/account Please play in story mode for 5 minutes. If not select an activity from the maths warm up menu.</p> <p>Consolidation: Counting in 5s.</p> <p>https://www.twinkl.co.uk/resource/year-1-diving-into-mastery-counting-in-5s-t-m-30922</p> <p>Parents - there is some guidance for you on the pages that follow the activity. If you are not able to print the sheets your child can record the activities in their book, using the visuals on screen to help them.</p> | <p>Please submit this activity to the email address above by 3pm today.</p> | | | | | | | | | | | | | | | | | | | | | |
| Other | <p>Science: Materials</p> <p>Materials - look around your house and identify what material different objects are made of. Think about why they are made of this material rather than another material.</p> | | | | | | | | | | | | | | | | | | | | | | |

| | | |
|---------|---|--|
| | <p>What would it be like if your table was made out of jelly? Or your sofa was made out of chocolate?</p> <p><i>This would be a great activity to do with other members of your family, as it is likely to lead to some interesting discussions.</i></p> | |
| Reading | <p>Create a cosy or fun place to read in your house or garden. This could be a den or an area with cushions and blankets. Maybe it will be somewhere in your bedroom or garden. Put some of your favourite books in this area. You can sometimes read these on your own.</p> <p>Make sure you do some reading out loud to an adult too.</p> | |