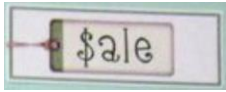

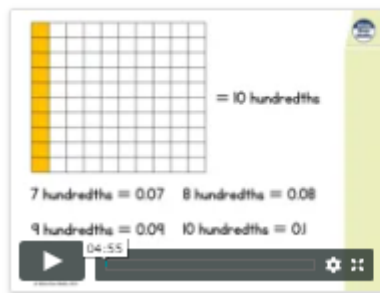


Subject	Activity	Submission
Spelling	<p><u>This week's list: Homophones: long 'o'</u></p> <p>moan groan toad road mown grown towed rowed loan lone thrown throne</p> <p>All of our spelling words this week are pairs of homophones (two words which sound the same but are spelt differently and have different meanings).</p> <p>Activity: check the meanings of this week's spellings using a dictionary or a search engine, then draw pictures or word decorations to help you remember which spelling is which for each homophone pair.</p> <p>e.g.  v.s. </p>	none required
Topic	<p><u>Geography - The journey of a river</u></p> <p>Our Topic this half term is 'Rivers and the Fens'.</p> <p>This week, we will be learning about the journey rivers take from their source to the sea, and the names of the different features we see along this journey.</p> <p>1) Read the information and watch the two short video clips on this page to learn about the journey of a river. https://www.bbc.co.uk/bitesize/topics/z849q6f/articles/z7w8pg8</p> <p>2) Using the information on the webpage, make a list of key vocabulary in your home learning book.</p> <p>3) Take the very short quiz at the bottom of the page.</p> <p>Extension activity: watch this clip about the journey of the River Severn to learn more detail about the different features of a river: https://www.youtube.com/watch?v=M48ANM3hAQ</p>	none required
Numeracy	<p><u>Maths core lesson - Decimals - Hundredths on a Place Value Grid</u></p> <p>Warm up: practise your 3 x table ready for a check on Friday.</p> <p>Please follow this link https://whiterosemaths.com/homelearning/year-4/</p> <p>Today's lesson is Week 2 Lesson 4 - Hundredths on a place value grid <i>Please note - we are not in the summer term lessons yet. Today's lesson should look like this:</i></p>	none required

Lesson 4 - Hundredths on a place value grid



Get the Activity

Lesson 4 - Y4 Spring Block 4 W109 Hundredths on a place value grid 2019

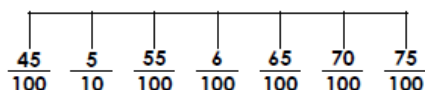
Get the Answers

Y4 Spring Block 4 ANSW Hundredths on a place value grid 2019

- 1) Watch the **video clip**; this will help to explain the task.
- 2) Complete the activity by clicking on 'Get the activity' tab. (You can EITHER print and fill out the sheet, OR write your answers in your home learning book, making sure to label your answers with the question numbers.)
- 3) Check over your work
- 4) Mark your work using the 'Get the answers' tab.

Extension challenges:

7a. Giles has completed this section of a number line below.



Is he correct? Explain how you know.



R

8a. Match the child to the correct number.

Marty has 2 tenths and 28 hundredths.

Vic has 2 tenths and 18 hundredths.

Keisha has 3 tenths and 28 hundredths.

A. $\frac{48}{100}$

B. $\frac{58}{100}$

C. $\frac{38}{100}$



PS

French

French - parts of the body

Today we are learning the vocabulary to describe parts of the head and face.

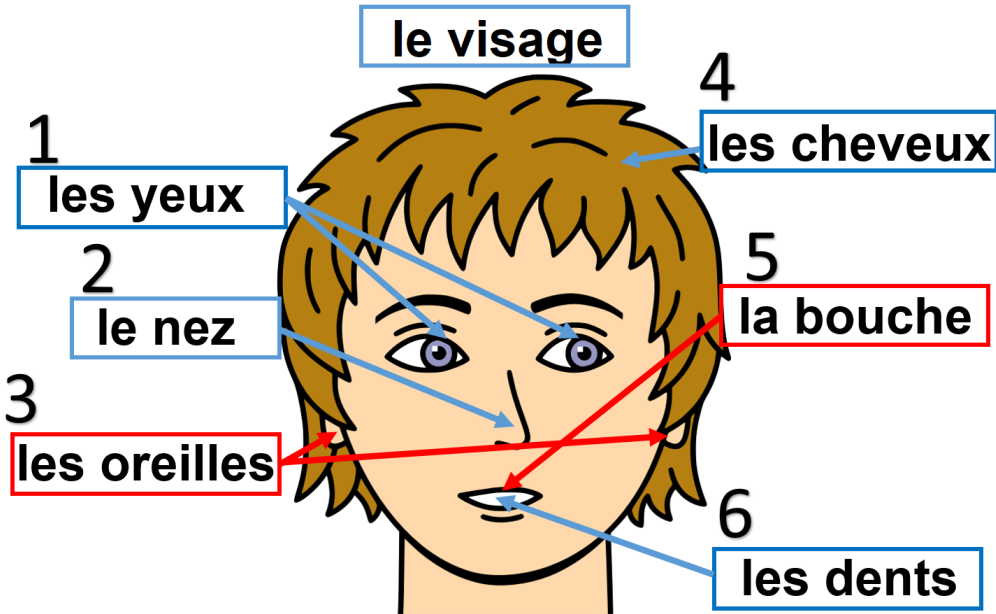
1) Try reading the labels below aloud. If you have a French speaker at home, you can ask them to check your pronunciation OR you can listen to the words on **page 15** of the the Power Point slide 'Le visage (the face) - **vocabulary**' (this can be found in the 'home learning - key resources' section of the class webpage).

2) Draw a self-portrait and label it using the vocabulary below, taking care of spelling.


Extension Challenge: write some sentences describing parts of your face, using some of the colour vocabulary we learnt last term. (For a reminder, see the bottom of this sheet).

e.g. "J'ai les yeux bleus." (= I have blue eyes).

Please submit a photo of your answers to the email address above

		
Reading	Read aloud to someone at home for 15 minutes, focusing on the accuracy and expression of your reading. After this, enjoy some free read time!	none required

Couleurs



J'ai les cheveux...

