


Rivers and The Fens

Additional Topic-related activities for Home Learning

Carry out a **research project** on a river of your choice. You could present your information in a leaflet, a double page in your book, a PowerPoint or a short film.

Some possible areas to research:

- the river's location and length
- wildlife which lives in and around the river
- how humans make use of the river




Create a set of **Top Trump** cards for some of the world's rivers. You could include categories such as length, number of countries flowed through, size of drainage basin and discharge (the volume of water flowing through the river at a certain point).

TOP TRUMPS

Learn the names and locations of some of the rivers in the UK and in the world.


To help you could use:

- an atlas
- online maps
- Google Earth




The nature reserve Wicken Fen is home to 9,000 recorded species! Find out more about Wicken Fen Wildlife here: <https://www.nationaltrust.org.uk/wicken-fen-nature-reserve/features/wildlife>

You may wish to present your findings as a fact file, Power Point presentation or poster.



Create a diagram or model of the **water cycle**. You could use:

- drawing
- painting
- acting
- building
- coding



or any other method you can think of to demonstrate the process.

As we will learn, **wind pumps** were one of the inventions used to drain water from the Fens. Test your own engineering skills by **designing and building your own windmill**. If you fancy an extra challenge, see if you can use your windmill's power to lift something from the ground, e.g. a Lego figure:

<https://www.steampoweredfamily.com/activities/wind-powered-stem-challenge/>



Explore some of the 'rivers' activities on **Purple Mash** by following:

Home > Topics > Geography > Rivers



Find out about the **1947 flooding of the Fens**, starting with this short film clip <https://www.prickwillowmuseum.com/reporting-the-flood.html>

Imagine you were a farmer who experienced the flooding, and the efforts to rebuild afterwards. **Write a diary** to record the events and your reactions.

