






Subject	Activity	Submission																																																
Spelling	<u>This week's list: Possessive apostrophes</u>	none required																																																
	<table><tr><th>Singular</th><th>Plural</th><th></th><th>Singular</th><th>Plural</th><th></th><th>Singular</th><th>Plural</th></tr><tr><td>cat's</td><td>cats'</td><td></td><td>church's</td><td>churches'</td><td></td><td>cargo's</td><td>cargoes'</td></tr><tr><td>key's</td><td>keys'</td><td></td><td>fish's</td><td>fishes'</td><td></td><td>hero's</td><td>heroes'</td></tr><tr><td>pig's</td><td>pigs'</td><td></td><td>boss's</td><td>bosses'</td><td></td><td>echo's</td><td>echoes'</td></tr><tr><td>toy's</td><td>toys'</td><td></td><td>fox's</td><td>foxes'</td><td></td><td>potato's</td><td>potatoes'</td></tr><tr><td>book's</td><td>books'</td><td></td><td></td><td></td><td></td><td>tomato's</td><td>tomatoes'</td></tr></table>		Singular	Plural		Singular	Plural		Singular	Plural	cat's	cats'		church's	churches'		cargo's	cargoes'	key's	keys'		fish's	fishes'		hero's	heroes'	pig's	pigs'		boss's	bosses'		echo's	echoes'	toy's	toys'		fox's	foxes'		potato's	potatoes'	book's	books'					tomato's	tomatoes'
	Singular		Plural		Singular	Plural		Singular	Plural																																									
	cat's		cats'		church's	churches'		cargo's	cargoes'																																									
key's	keys'		fish's	fishes'		hero's	heroes'																																											
pig's	pigs'		boss's	bosses'		echo's	echoes'																																											
toy's	toys'		fox's	foxes'		potato's	potatoes'																																											
book's	books'					tomato's	tomatoes'																																											
Choose an activity from the KS2 spelling menu (this can be found on the 'home learning - key resources' section of the class page).																																																		
While you are practising, don't forget to take care over the position of the apostrophes.																																																		
Topic/ Literacy	<u>Fenland ghost story</u> 	none required																																																
Yesterday, we heard the traditional Fenland story 'Long Tom'. Tomorrow, you will be asked to write a short Fenland ghost story of your own.																																																		
<u>Today's Challenge</u> Create a plan for your short Fenland ghost story. You may wish to use the story mountain template at the bottom of this sheet, or create your own plan in your home learning book.																																																		
<u>Remember to think about the structure of your story:</u> <ul style="list-style-type: none"><li>• Where will the main character be at the <b>opening</b> of the story?</li><li>• How will you create an exciting <b>build up</b>? Perhaps, like Long Tom, arguing with friends about whether it's safe to go out?</li><li>• What <b>dilemma</b> (problem or danger) will your character face? Is there an important reason that they have to go out into the Fens at night? Is there someone they need to help?</li><li>• What will happen at the <b>climax</b> of the story? Will your character have to confront a scary Fenland creature?</li><li>• How will the drama be <b>resolved</b>? Will your character manage to escape safely or defeat the Fenland creature? Will they have a 'safe keep' to help them?</li></ul>																																																		

	<ul style="list-style-type: none"> <li>How will you end your story? Will your tale be passed between people by word of mouth as a warning, like the story of Long Tom?</li> </ul> <p>You might also want to make a note of where you will include a <b>setting description</b> and a <b>character description</b> (this could be of the Fenland creature you designed in art yesterday).</p>	
<p>Numeracy</p> 	<p><u>Maths core lesson - Decimals - Halves and quarters</u></p> <p><i>Warm up: practise your 5 x table ready for a check on Friday.</i></p> <p>Please follow this link <a href="https://whiterosemaths.com/homelearning/year-4/">https://whiterosemaths.com/homelearning/year-4/</a></p> <p>Today's lesson is 'Summer Term - Week 2' Lesson 2 - Halves and quarters  <i>Please note - we are not in the week commencing 11<sup>th</sup> May yet as we have been using a different time scale to that on the website. Today's lesson should look like this:</i></p> <p><u>Lesson 2 - Halves and quarters</u></p>  <ol style="list-style-type: none"> <li>1) Watch the <b>video clip</b>; this will help to explain the task.</li> <li>2) Complete the activity by clicking on 'Get the activity' tab. (You can EITHER print and fill out the sheet, OR write your answers in your home learning book, making sure to label your answers with the question numbers.)</li> <li>3) Check over your work</li> <li>4) Mark your work using the 'Get the answers' tab.</li> </ol>	<p>none required</p>
<p>RE</p> 	<p><u>RE - Judaism - The Torah</u></p>  <ol style="list-style-type: none"> <li>1) Watch this short video clip to learn more about the Jewish holy text, the Torah. <a href="https://www.bbc.co.uk/programmes/p02mxbli">https://www.bbc.co.uk/programmes/p02mxbli</a></li> </ol>	<p>Please email a copy of your answers to the email address above</p>

	<p>2) Answer the following questions in your home learning book using full sentences. All the answers to the questions can be found in the video clip, so you might want to watch it again while you answer the questions and pause as you go along.</p> <p>a) What language is the Torah written in?  b) How many letters are in the Torah scroll?  c) Who is believed to have written the first Torah scroll?  d) What is meant by the word sofer?  e) How did Marc learn to scribe?  f) What is the reason that Torah scrolls are hand written and not printed?</p>	
Reading	Read aloud to someone at home for 15 minutes, focusing on the accuracy and expression of your reading. After this, enjoy some free read time!	none required

