



Subject	Activity	Submission																																																
Spelling	<p>This week's list: <u>Possessive apostrophes (2)</u></p> <table><tr><th>Singular</th><th>Plural</th><th></th><th>Singular</th><th>Plural</th><th></th><th>Singular</th><th>Plural</th></tr><tr><td>baby's</td><td>babies'</td><td></td><td>leaf's</td><td>leaves'</td><td></td><td>man's</td><td>men's</td></tr><tr><td>berry's</td><td>berries'</td><td></td><td>knife's</td><td>knives'</td><td></td><td>person's</td><td>people's</td></tr><tr><td>city's</td><td>cities'</td><td></td><td>loaf's</td><td>loaves'</td><td></td><td>mouse's</td><td>mice's</td></tr><tr><td>story's</td><td>stories'</td><td></td><td>hoof's</td><td>hooves'</td><td></td><td>tooth's</td><td>teeth's</td></tr><tr><td>puppy's</td><td>puppies'</td><td></td><td></td><td></td><td></td><td>child's</td><td>children's</td></tr></table> <p>Choose an activity from the KS2 spelling menu (this can be found on the 'home learning - key resources' section of the class page).</p> <p>While you are practising, don't forget to take care over the position of the apostrophes.</p>	Singular	Plural		Singular	Plural		Singular	Plural	baby's	babies'		leaf's	leaves'		man's	men's	berry's	berries'		knife's	knives'		person's	people's	city's	cities'		loaf's	loaves'		mouse's	mice's	story's	stories'		hoof's	hooves'		tooth's	teeth's	puppy's	puppies'					child's	children's	none required
Singular	Plural		Singular	Plural		Singular	Plural																																											
baby's	babies'		leaf's	leaves'		man's	men's																																											
berry's	berries'		knife's	knives'		person's	people's																																											
city's	cities'		loaf's	loaves'		mouse's	mice's																																											
story's	stories'		hoof's	hooves'		tooth's	teeth's																																											
puppy's	puppies'					child's	children's																																											
Topic 	<p><u>The Fens - Modern developments in farming</u></p> <p>Yesterday we looked at historical Fenland farming tools from Ely museum. These days, farmers' equipment looks a little different!</p> <p>1) Watch this video clip which shows some of the ways farmers make use of modern technology. https://eatfarmnow.com/2020/05/01/how-satellites-and-drones-help-grow-crops-with-farmer-ally/</p> <p>2) Compare what you saw in the video to the historical tools you looked at yesterday (you can find these again at the bottom of this sheet), then answer the following questions:</p> <p>a) List as many differences as you can between the historical farming tools and the modern tools you saw in the video.</p> <p>b) Can you think of any similarities between the two?</p> <p>c) What do you think is different about the daily life of farmers today compared with in the past? What has been made better for them by new technologies? Could anything be worse?</p>	none required																																																
Numeracy 	<p><u>Maths revision lesson - Division - Divide 2-digit by 1-digit</u></p> <p>Warm up: practise your 6 x table ready for a check on Friday.</p> <p>Please follow this link https://whiterosemaths.com/homelearning/year-4/</p> <p>Today's lesson is 'Summer Term - Week 3' Lesson 3 - Divide 2-digit by 1-digit</p>	none required																																																

Please note - we are not in the week commencing 18th May yet as we have been using a different time scale to that on the website. Today's lesson should look like this:

Lesson 3 - Divide 2-digit by 1-digit number

Top tip: it might be helpful for today's lesson to have some 'place value counters' to represent your tens and ones. You could make these by cutting out some circles, or find objects around the house instead such as buttons, counters from games or lego bricks.

- 1) Watch the **video clip**; this will help to explain the task.
- 2) Complete the activity by clicking on 'Get the activity' tab. (You can EITHER print and fill out the sheet, OR write your answers in your home learning book, making sure to label your answers with the question numbers.)
- 3) Check over your work
- 4) Mark your work using the 'Get the answers' tab

RE



RE - Judaism - Yom Kippur

- 1) Explore these two webpages to find out about Yom Kippur:

<https://www.bbc.co.uk/programmes/p02n2jc5>

<https://www.bbc.co.uk/bitesize/topics/znwhfg8/articles/z4vvjhw>

- 2) Create a **comic strip** to tell the story of Yom Kippur. Here is the key information of the story which is taken from the second of the webpages above:

What is the story of Yom Kippur?

- When the Israelite's left Egypt, they went to Mount Sinai. Moses climbed to the top of the mountain and God gave him two tablets with the Ten Commandments on them.
- The first commandment told people that they should not worship anyone other than God. However, when Moses went down the mountain, he found the Israelites worshipping a golden calf.
- Moses was so angry that he threw the sacred tablets on the floor and they shattered. The Israelites then atoned for their wrongdoing. God forgave them and gave Moses a second set of tablets.

none
required

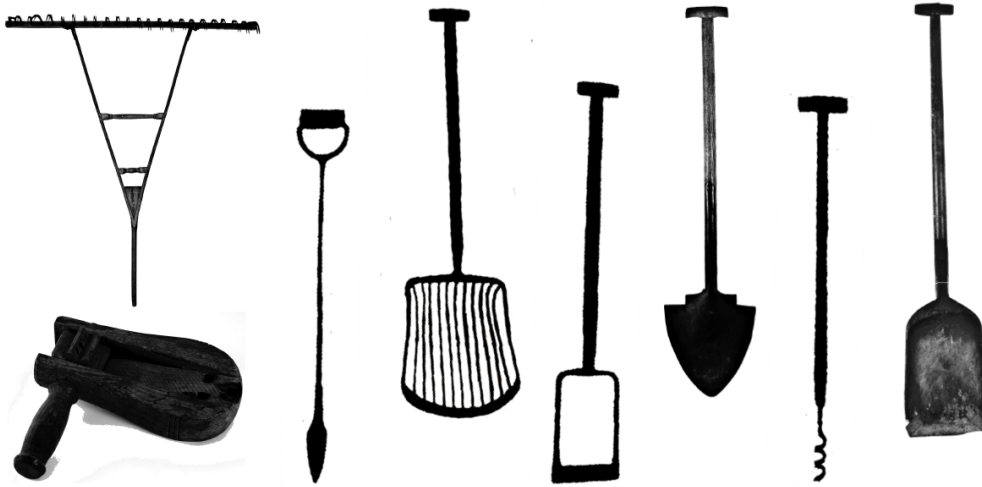
Reading

Read aloud to someone at home for 15 minutes, focusing on the accuracy and expression of your reading. After this, enjoy some free read time!

none
required

Fen Tools with Ely Museum

Take a look at these Fenland tools. Thinking about their shape, what job do you think they did? Then turn over the page and see if you can match them to their description!



Fen Tools with Ely Museum

Potato Spoon

Used for scooping potatoes into sacks. The slots would allow soil and small stones to fall through.

Pig Tail Weeder

The screw shaped end lets you twist into the root of the weed and pull it out.

Hay Rake

With sharp teeth and a long handle, this rake was used to gather the hay after it had been cut.

Bird Scarer

This rattle makes a loud noise & was used to scare the birds away and stop them stealing the seeds.

Clay Spade

Used for digging clay. The hole would reduce the weight of the tool and clay is sticky enough not to fall through.

Bean Dibber

Used for making a small hole to plant seeds that need to be planted underground rather than sown on top of the soil.

Sharp Shovel

A sharp shovel, sometimes known as a Hodding spade, is used for cutting ditches and rivers to drain the fields.

Slubber

A slubber, also known as a water scoop is used to scoop the "slub" (a build up of wet clay) from ditches and dykes to keep them flowing.