




Tuesday 31st March 2020 - Reception Home Learning
reception@shelford.cambs.sch.uk

Our focus story this week is: *Mr Impossible and the Easter Egg Hunt* (see video on the classpage)
 N.B. Some activities will be linked to this, or you might like to use it to do some activities of your own.

Subject	Activity	Submission								
Phonics / Handwriting (Approx. 20-30 mins)	<p>Today, the children can revise the phoneme 'ear'. Below is a suggested structure of how you could do this. Phonics activities this week will follow the same pattern as last, using the same resources, but for different phonemes. We will continue to point you towards games on the 'Phonics Play' website to practise skills (or you can make 'offline' versions of your own)</p> <p>Warm up: Sing some songs from the <u>Phonics Menu</u> (or you can sing some of your own!)</p> <p>Then, spend a short time revising phonemes and tricky words your child knows using ideas from the <u>Phonics Revision Menu</u>.</p> <p>Phonics focus: 'ear'</p> <ul style="list-style-type: none">- Introduce the phoneme 'ear' - Encourage the children to say the sound and 'make' or 'write' it.- Short Reading Practice<ul style="list-style-type: none">o To practice today's phoneme, have a go playing 'Buried Treasure' on Phonics Play (you could also make a 'physical' form if you prefer) - Children blend words to read them and then decide if they are 'real' (for the treasure chest) or 'fake' (for the bin!!). Click on the game, then select 'phase 3' and click on the phoneme 'ear', then have fun playing!!- Short Writing Practice<ul style="list-style-type: none">o If you have time, you could then have a go playing the game 'Rocket Rescue' - Click on Phase 3 (or Phase 2 if you prefer) to practice words with a range of phonemes (including 'ear')OR You could create your own short writing challenge. Say a word from the selection below and encourage your child to make or write it. Every time they get a word correct you could add a block to a tower, or 'win' a grape for snack time!!OR Depending on your child's level you can play 'picture matching' or 'caption writing' (see Phonics Writing Menu) to challenge your child to 'apply' their skills. <p><u>Suggested words.</u></p> <table><tr><td>ear</td><td>nearp</td><td>dear</td><td>year</td><td>gearch</td><td>beard</td><td>jearm</td><td>hear</td></tr></table>	ear	nearp	dear	year	gearch	beard	jearm	hear	<p>Please submit a photo of your 'Phonics' activity to your <u>EExAT</u> account by 3pm (if possible) today.</p> <p>Please include the title 'Phonics' in your comment along with any other observations / comments you would like to add.</p>
ear	nearp	dear	year	gearch	beard	jearm	hear			

Carousel (Up to 30 mins)	Fine Motor Skills: Listen to the story ' Mr.Impossible and the Easter Egg Hunt ' and discuss it together. What was your favourite part? Why? (If you can't access the book online or don't want to use an online resource you could choose another 'Easter' related book you have at home) Your challenge now is to make your own 'Easter Decorations' ready for celebrations next week. Choose from one of the following or you may have an idea of your own <ul style="list-style-type: none">○ Draw, cut out and decorate some 'eggs' to make into 'Easter Bunting'○ OR make an Easter Hat https://www.twinkl.co.uk/resource/t-t-28960-easter-hat-craft-activity○ OR make an 'Easter Bunny' or 'Easter Chick' picture by drawing shapes, cutting them out and sticking them together	 	
Maths (Approx. 20-30 mins)	Warm up: Sing some songs from the Maths Songs Menu (or you can sing some of your own!) Main Activity: Watch the video 'Starting with a Story: Number or Shape Hunt at https://whiterosemaths.com/homelearning/early-years/ (or you can access it offline) and follow the activities within 'Get the Activity'. <ul style="list-style-type: none">○ You can hide shapes, numbers or colours yourself or find ones that are already there○ You can use a camera to record objects found (as suggested) or make drawings / use another way of recording what's out there. Optional 2D and 3D shape activities are also available to help you..		
Reading (Approx. 15-20 mins)	Try and find a time each day to practise the sounds and words that you know in your reading record. Then read a reading book / share a story book with your parents and maybe add a comment to your reading log. You could tell us: <ul style="list-style-type: none">• How you got on - was it easy / hard?• What was your favourite part? OR• You could draw a picture or write a comment about your book. N.B. If you want some ideas for 'keeping reading alive' whilst at home, why not choose a 'reading activity' from our 'Additional reading ideas' within our 'Phonics Menu'.		
Rainbow Challenge (Open ended)	Please see the separate 'Rainbow Challenge' sheet which can be used for the whole week.		