






Subject	Activity	Submission																					
Phonics 	<p>Please spend 5 - 10 minutes on https://www.phonicshero.com/ If you have completed the placement test you should be able to carry on with activities targeted at what you need to work on next. If not, start with the placement test.</p> <p>Ask your child to read sounds at the top of the weekly phonics sheet and the Year 1 common exception words that can be found in the back of their spelling folders.</p> <p>Alternate spellings of 'ar' (a combination of reading and writing - remind children to use cursive letter formation) Remind children of yesterday's spellings of the 'ar' sound = car and grass Today's words all have the letters al making the sound 'ar'. half, almond, calm, palm tree, lip-balm, calf, halve Ask your child to write the sentence: Have half an almond.</p>																						
English	<p>Our Current Unit: Julia Donaldson Handwriting - practise writing cursive one arm robot letters (see letter join website or letter families' link on the class page) Remember all lower case letters start on the line!</p> <p>Using the plan you made yesterday write the beginning of your story. Remember, it always helps to say your sentence out loud before you write it. I have included a marking ladder to help you to think about all the things you should be including in your writing. I have also created an example based on my story plan that I shared with you yesterday. You could also add a picture.</p> <table border="1" data-bbox="248 1032 1278 1290"> <thead> <tr> <th>Me</th><th>Story</th><th>Teacher</th></tr> </thead> <tbody> <tr> <td></td><td>Beginning, middle and end</td><td></td></tr> <tr> <td></td><td>Interesting word choices</td><td></td></tr> <tr> <td></td><td></td><td></td></tr> <tr> <td></td><td>C.</td><td></td></tr> <tr> <td></td><td>Cursive handwriting</td><td></td></tr> <tr> <td></td><td>Spelling common exception words</td><td></td></tr> </tbody> </table> <p>Super Elephant Super Elephant lived in the hot, green jungle. She loved to help the other animals. Sometimes she would pick juicy fruit from the tall trees or squirt cool water for the baby animals to play in.</p>	Me	Story	Teacher		Beginning, middle and end			Interesting word choices						C.			Cursive handwriting			Spelling common exception words		
Me	Story	Teacher																					
	Beginning, middle and end																						
	Interesting word choices																						
																							
	C.																						
	Cursive handwriting																						
	Spelling common exception words																						
Maths 	<p>If you are able to login to https://play.numbots.com/?#/account Please play in story mode for 5 minutes. If not select an activity from the maths warm up menu.</p> <p>Count in 2s starting from 0, how far can you go? What do you notice about all of these numbers? Can you also count in 2s starting from 1? How are these numbers different?</p> <p>Measures - Capacity We completed some practical activities in school, exploring capacity and thought about the language we would need to use when talking about capacity e.g. full, half full, nearly empty etc. Lesson 5 on the link below involves problem solving using capacity. It can be completed without printing off the worksheet (but it may help to download it in advance as the site was very busy yesterday). The video may be helpful as an introduction. Encourage your child to draw or use physical objects to help them to solve the problems as well as talking about how they worked out the answers. https://whiterosemaths.com/homelearning/year-1/</p>																						

Other	<p>DT: Create your own toy with moving parts.</p> <p>You could do this using Lego, junk, card or other things you find at home. Before making the toy think about who would play with it, maybe one of your brothers or sisters or maybe it's for you! You could create a design first and afterward explain to a family member how it works.</p> <p>e.g. a car with wheels, a split pin character, a picture moving picture or lift the flap page for a book - have a look at what materials/resources you have got at home before you start.</p>	<p>Please submit this activity to the email address above by 3pm today.</p>
Reading	Read one of your school reading books out loud.	