

## Phonics Songs Menu

All the ideas below have links to songs which help children to revise sounds / recite the ABC / add actions to songs




Jolly Phonics	<a href="#">Jolly Songs</a>
Jolly Learning	<a href="#">Jolly Phonics App</a> N.B. This App is not free
EPIC Phonics	<a href="#">Alphabet Phonics Song</a> or why not try the 'blending' song (We are currently working on Phase 3 words and sounds)
EPIC Phonics	<a href="#">Tricky Words and Sight Words Song</a> Or go to <a href="https://epicphonics.com/">https://epicphonics.com/</a>
Teach Your Monster to Read	<a href="#">See it and say it</a> - Choose a letter and join in with the song.
Nursery Rhymes	<a href="#">30 minute and 20 minute medley</a>
A is for apple	<a href="#">Phonics Song</a> OR <a href="#">Phonics Song 2</a> There are lots of alphabet songs out there, but these are a couple of our favourites.

You could also use any 'nursery rhyme' / song books that you may have at home; they are a great way of 'warming up' and tuning into 'listening'.

## Phonics Revision Menu (including Tricky Words)

All the activities below will help children to recognise and 'write' the phonemes and words they have learnt already.





This term we are revising PHASE 2 phonemes / tricky words and introducing more PHASE 3 phonemes / tricky words.

Flashcards - phonemes	Use flashcards / make your own or use the magnetic letters in your phonics pack and see how many phonemes they can identify correctly in one minute OR Play Phonics Play <a href="#">Flashcards Speed Trial</a> and <a href="#">Flashcards Time Trial</a>
Flashcards - tricky words	Use flashcards (or make your own) and see how many tricky words they can identify correctly in one minute OR Play phonics play <a href="#">Tricky Word Trucks</a>
Speedy sounds / Quick write	Say a sound and ask your child to find that letter on their magnetic board OR If they are confident, say a sound and ask your child to write that phoneme on their whiteboard / a piece of paper How many can you do in 1 or 2 minutes? Mild  Practice individual letters and digraphs and trigraphs Medium  As above plus CVC / CVCC / CCVC words Spicy  As above plus multisyllabic words and 'tricky words'
Phonics Play Username: Shelford PW: cb225el <a href="https://www.phonicsplay.co.uk/">https://www.phonicsplay.co.uk/</a>	Buried Treasure - good for practising blending words to read Picnic on Pluto - good for practising blending words to read Rocket Rescue - good for practising segmenting i.e. spelling words Space Race - good for practising segmenting i.e. spelling words Log in, then click on 'Resources' and Phase 2 / Phase 3 depending on the stage that your child is at!! OR You can make your own versions of these
Purple Mash (Mini Mash) Login using individual details sent via email <a href="https://www.purplemash.com/sch/great-cb22">https://www.purplemash.com/sch/great-cb22</a>	The 'reading and writing' section of 'Mini Mash' has some nice games (Enter the classroom and then click on the abc book)

BBC Bitesize: Phonics <a href="https://www.bbc.co.uk/bitesize/topics/zcqqgtr">https://www.bbc.co.uk/bitesize/topics/zcqqgtr</a>	These short videos help recap sounds learnt / introduce new ones	
Twinkl TV <a href="https://www.youtube.com/c/TwinklKidsTV/playlists">https://www.youtube.com/c/TwinklKidsTV/playlists</a> Twinkl Phonics Explainer Videos <a href="https://www.youtube.com/channel/UCBaJtG8b3mwwqrQulU0urx3Lg">https://www.youtube.com/channel/UCBaJtG8b3mwwqrQulU0urx3Lg</a>	Choose from longer lessons (playlists recorded during the last lockdown) or shorter 'phonics introductions' to revise or reintroduce phonemes from Phase 2 and beyond.	
Twinkl <a href="https://www.twinkl.co.uk/home-learning-hub/">https://www.twinkl.co.uk/home-learning-hub/</a> <a href="https://www.twinkl.co.uk/resources/parents">https://www.twinkl.co.uk/resources/parents</a>	Twinkl also has lots more accessible activities encouraging children to practise their skills	
Alphablocks <a href="https://www.youtube.com/c/officialalphablocks/playlists">https://www.youtube.com/c/officialalphablocks/playlists</a>	Loads of playlists for Alphablocks videos introducing and revising letter sounds	
Topmarks <a href="https://www.topmarks.co.uk/english-games/3-5-years/letters-and-sounds">https://www.topmarks.co.uk/english-games/3-5-years/letters-and-sounds</a>	Links to lots more online phonics games	
If you want to use more online resources, below are some more websites dedicated to teaching children phonics, which we / other parents have successfully used previously and you may choose to sign up to: N.B. Some are free, some are paid for		
Phonics Hero <a href="https://www.phonicshero.com/">https://www.phonicshero.com/</a>	Teach Your Monster To Read <a href="https://www.teachyourmonstertoread.com/">https://www.teachyourmonstertoread.com/</a>	Reading Eggs <a href="https://readingeggs.co.uk/">https://readingeggs.co.uk/</a>





## Phonics Writing Menu (to practice new phonemes)

Depending on your child's confidence, choose from one of the challenges below.

Short Daily Phonics 'Revision'	
Mild 	<p>Say it, segment it, spell it</p> <ul style="list-style-type: none"> <li>Say a CVC (consonant, vowel, consonant) word e.g. 'pig' or hold up a picture / object and ask your child to 'make it' using their magnetic letters</li> <li>As above with CVCC words / CCVC words e.g. 'help' / 'chat'</li> </ul> <p>You can use previous 'phonics letters' sent home to generate words for your child to create. N.B. Encourage children to practice making words with the phonemes that they know / new phonemes learnt</p>
Medium 	<p>As above, but use a whiteboard / pencil and paper to 'write' the words independently</p> <p>Or</p> <p>Caption Writing (Stage 1)</p> <ul style="list-style-type: none"> <li>Read a caption together and encourage your child to draw a picture and label items in the picture</li> </ul> <p>E.g. The pig and the fox go down the road (label 'pig' / 'fox') / The fat toad is in the boat (label 'fat toad')</p>
Spicy 	<p>Caption Writing (Stage 2):</p> <ul style="list-style-type: none"> <li>Write a whole sentence for any picture / photo / drawing </li> </ul> <p>E.g. 'I can see the sun'</p>

## Phonics Reading Menu (to practice new phonemes)

Depending on your child's confidence, choose from one of the challenges below

<p>Mild </p>	<p>Word reading - use your own words or print ones out online and play a 'matching' game. E.g.</p> <ul style="list-style-type: none"><li>• Pick a picture - match the word you've read to a picture or object around your room (Phonics Play and Purple Mash also have an online version)</li><li>• Matching pairs - i.e. 'snap'. Turn over a word and a picture and see if they match. (Phonics play and Purple Mash also have an online version - Make a match)</li></ul>
<p>Medium </p>	<p>As above, but use whole 'captions' e.g. 'a cat in a hat'.</p> <ul style="list-style-type: none"><li>• You can make your own, or find some here <a href="https://www.twinkl.co.uk/resource/t-t-777-phase-2-pictures-and-captions-matching-cards-square-cards">https://www.twinkl.co.uk/resource/t-t-777-phase-2-pictures-and-captions-matching-cards-square-cards</a></li></ul>
<p>Spicy </p> 	<p>As above, but use whole sentences.</p> <ul style="list-style-type: none"><li>• You can make your own e.g. write a sentence to give them an instruction / or a picture to find or match (don't make it too tricky!)<ul style="list-style-type: none"><li>◦ You can even make silly sentences for them to read and answer 'yes / no'. E.g. Can a dog run? Has a fox got six legs?</li></ul></li><li>• Or share a '<a href="https://www.twinkl.co.uk/resource/t-l-526523-un-phoneme-spotter-story">phoneme spotter</a>' story (again Twinkl has one)</li><li>• Or read any book together. Oxford Owl has an 'online library' which you can use to access some oxford reading tree books at your child's level. <a href="https://home.oxfordowl.co.uk/">https://home.oxfordowl.co.uk/</a></li><li>• Or you could make a game of your own to practice segmenting and blending.</li></ul>

## Additional writing ideas – seizing opportunities that arise and keeping writing ‘alive’!

<p>Children’s writing experiences need not be restricted to their daily phonics and one writing activity a week. Please find below a list of suggestions for ‘writing activities’ which you might like to encourage to do / they might be interested in doing. The biggest motivation for writing is having a ‘purpose’. The following suggestions give you that purpose. Try not to over correct, encourage them to have a go and celebrate their efforts.</p>	
Lists	<p><b>Price list:</b> label and price the items for sale in your shop; melon 5p</p> <p><b>Shopping list:</b> encourage your child to share what they would like added to your weekly shop; chicken / cat food / glue (they might get through it quickly!!)</p> <p><b>Activity list:</b> work together to write a list of ‘activities’ you would like to do this week / books you would like to read / food items you would like to bake</p> <p><b>Role play lists:</b> If you’re a builder, make a list of jobs / materials / If you’re a doctor, make a list of ‘medicine’ you need or write a ‘doctor’s note’, If you’re an ‘explorer’ make a list of all the ‘creatures’ you found!!</p>
Labels	<p>Label your resources; pens / rubber etc.</p> <p>Label the models or pictures you make;</p> <ul style="list-style-type: none"> <li>You can even write a ‘sentence’ to label a creation; It is a digger</li> </ul> <p>Label a ‘map’ you’ve drawn – will it help you find treasure or help you find your way home?</p>
Instructions	<p>Help create some ‘instructions’ to keep your ‘home school’ sorted. ‘Please put rubbish in the bin’.</p> <p>Write ‘instructions’ e.g. to teach someone else to make an amazing model like yours!</p>
Messages	<p>Write messages for your child to find and read (like hide and seek) and encourage them to write one back</p> <p>Write a note for a friend and send it to them via ‘what’s app’</p> <p>Write a birthday card / thank you card / letter / postcard to a friend or relative.</p>
Fiction writing	<p>Create a ‘story map’ and label the main features</p> <p>Write a story together to ‘perform’ to another member of your family (on or offline)</p> <p>N.B. You can start by writing down their ideas then encourage them to take more and more ownership, adding in words, captions and sentences</p>
Non-fiction writing	<p>Create a ‘non-fiction’ book about an area of interest</p> <ul style="list-style-type: none"> <li>E.g. Tell me about your favourite animals and what makes them special (an animal a page with labels / captions or sentences)</li> </ul> <p>Draw each train in your train set and write a sentence about them e.g. ‘Gordon is blue. / Percy is sad etc.</p>
Internet fun	<p>Log into: <a href="https://www.purplemash.com/sch/great-cb22">https://www.purplemash.com/sch/great-cb22</a> and access one of the ‘writing activities. You could:</p> <ul style="list-style-type: none"> <li>Create a story</li> <li>Take your photo using the ‘mashcam’ and add a caption</li> <li>Create a non-fiction text about an area of interest</li> </ul>
Picture News	<p>Don’t forget to look at the ‘suggested writing ideas’ on our ‘Picture News’ each week, there are lots of creative ideas</p>

## Additional Reading Ideas - seizing opportunities that arise and keeping reading 'alive'!

There are so many ways to enjoy reading together and many of your children will already have some great ideas of their own or favourite books that they would like to share over and over again. If you would like some more ideas however, please take a look at the ideas and tips below.

Signs out and about	When you're out and about, doing your 'daily exercise', see how many signs you can spot. Road signs, street signs, shop signs and timetables. Read them together with your child.
Den Reading	Build a den or hideout with your child out of dark blankets or sheets. Ask your child to choose some of their books to take into the den to read. Don't forget the torch - it's exciting to read a book by torch light!
Reading to other members of the family	Children love to share reading skills with family members so if you are contacting family (via what's app / face-time or skype!!) share a reading book with them so someone different can say how proud they are hearing your child read. It's a good chance to show off!
Family meal times	Now that you have longer at home, families might spend longer over meal times. You could 'make' and read the menu whilst you are choosing what to eat or read the cereal packet over breakfast. Or if you have 'toys' visiting for a meal then get your child to create name places for each toy!!
Postcards, cards, emails and texts	If you have any, enjoy opening the post together to read Christmas cards, birthday cards, or letters from family and friends. Ask family and friends to write your child messages whilst they can't see them in person. Children love to read something addressed to them. Don't forget to send return post too - whether it's snail mail (if you can) or via technology
Home Learning scrapbook	Collect items of interest and stick them all in a scrapbook or write a simple diary. As you stick these items in, chat about your child's choices and favourite things to do. You will have created a book full of happy memories that your child can read again and again. We would also love to share this book with them when we all see each other again.
Cooking your favourite dish	Does your child enjoy cooking? Find a recipe, read the list of ingredients together, read the food labels, and then support your child to read the instructions as you make your favourite recipe.
Playing outside	All children love to play outside. When you're in your garden or out for your daily exercise, don't forget to play some fun games too. As your child is running on the spot or swinging on a swing (if you have one) ask: What does slide begin with? What is a word beginning with t? Spell your name! Give me a word that rhymes with den!
Visit your 'own library'	Children love choosing their own books to read. Remember if the book your child chooses to read is too tricky for them to read independently then read it to them or share the reading. There are more ideas below for internet links if you want some 'fresh' books to share.
Spotter guides	Encourage children to read whilst playing or exploring - Use a nature spotter or create your own for them to tick off when they've found something e.g. 'bee / ant' etc.
Games	BINGO (this works best with at least 2/3 people) - select or write some words on a board / paper and see who crosses off their words first TRICKY WORD HUNT - Hide some words around the house / in the garden for the children to find and read; they can collect a whole set or tick them off on a sheet when they've found them. MORE TRICKY WORDS - Use the powerpoint on our classpage <a href="#">Teaching Tricky Words</a> to choose an activity
Internet Fun	'Real books' are always best, but if you want to broaden the range of reading activities you have available whilst at home, please see the links below.

	Oxford Owl	<a href="#">Visit the Oxford Owl Library</a> which has lots of free eBooks to read / reading tips / storyteller videos and links to lots of other good sites to visit too.
	CBeebies	Go to the <a href="#">story time</a> section of the cbeebies website for a range of stories
	Vooks	Read aloud animated stories, currently with one month free <a href="https://www.vooks.com/">https://www.vooks.com/</a>
	Book Trust	<a href="#">Story books</a> to read online

### Further tips to help:

#### Tip 1: Ring-fence the time to read

10-15 minutes of reading with your child every day is one of the best ways you can help them with their learning. Aside from the educational benefits, regular story time can also be ten minutes of respite from hectic family life to curl up, read and talk together. Ask questions and discuss tricky vocabulary, but don't be afraid to lose yourselves in a good story too. Helping your child to enjoy reading is an important goal in itself.

#### Tip 2: Take turns to read

Whatever level of reading fluency your child is at, they'll benefit from both reading aloud to you and hearing you read aloud to them. Reading to an adult is the most important thing children in the early stages of reading can do to develop their word reading. Reading aloud to children is a great way of building their understanding, showing them what expressive reading sounds like and letting them enjoy a story. By both reading and listening, your child gets the best of both worlds, learning more than if they only read to you or listened to you.

#### Tip 3: Think about the range of books

If children like a particular type of book and that's all they want to read, fine. It won't do them any harm and as they grow older, their tastes will change and they'll move to a different series or type of book. But anything we can do to broaden children's reading palette is a good thing. You could try 'book bingo', where over the time you are at home children are challenged to read with you six different types of book - a 'phonics book', a non-fiction book, some poetry, a picture book, an old favourite and something they wouldn't normally pick up, for example. Ticking each one off with a stamp or sticker can be a very satisfying thing to do!

If you want any more tips for reading with your child, go to:

<https://www.phonicshero.com/how-to-teach-a-child-to-read/>

Enjoy!!!