



GREAT AND LITTLE SHELFORD CE (A) PRIMARY SCHOOL

Supporting your child at home

Further details about school life
throughout the year are available
on our school

website: <https://shelfordschool.schools.co.uk>

Have fun!

- ▣ One of the best ways you can support your child's learning in Reception Class is to have fun and encourage positive conversation about school. You know your child best, and at this young age, make activities short and fun, based on your child's interests.
- ▣ Please remember that your child is at school for a large part of the day and after a day at school, they will be tired and need time to play without structure.

Independence

- ▣ We promote independence which increases self esteem and a positive self image. You could support this development at home by:
- ▣ Letting your child have a go on their own first!
- ▣ Try to put your child in clothes which are easy for them to put on and take off.
- ▣ Named clothes helps your child to recognise their name and belongings.

Independence


- ▣ Encourage them to carry their own things to the classroom in the morning with their phonics pack out and on top of their book bag.
- ▣ No water bottles in bags please! They sometimes leak onto the books.

Reading

Encourage a passion for reading.

- Discuss
- Talk about authors
- Predict
- Re-tell
- Make up a story
- Be a role model

Reading



Rhymes Read rhymes, make up rhymes.

Research is showing that learning how to manipulate words through rhyming and rhyming word games is an important, if not crucial, reading skill.

Reading

Encourage your child to read anything they see!



Phonics

- ▣ Each day your child will bring a phonics bag home.
- ▣ Help them learn the letter sounds.
- ▣ Practise the Jolly Phonics actions

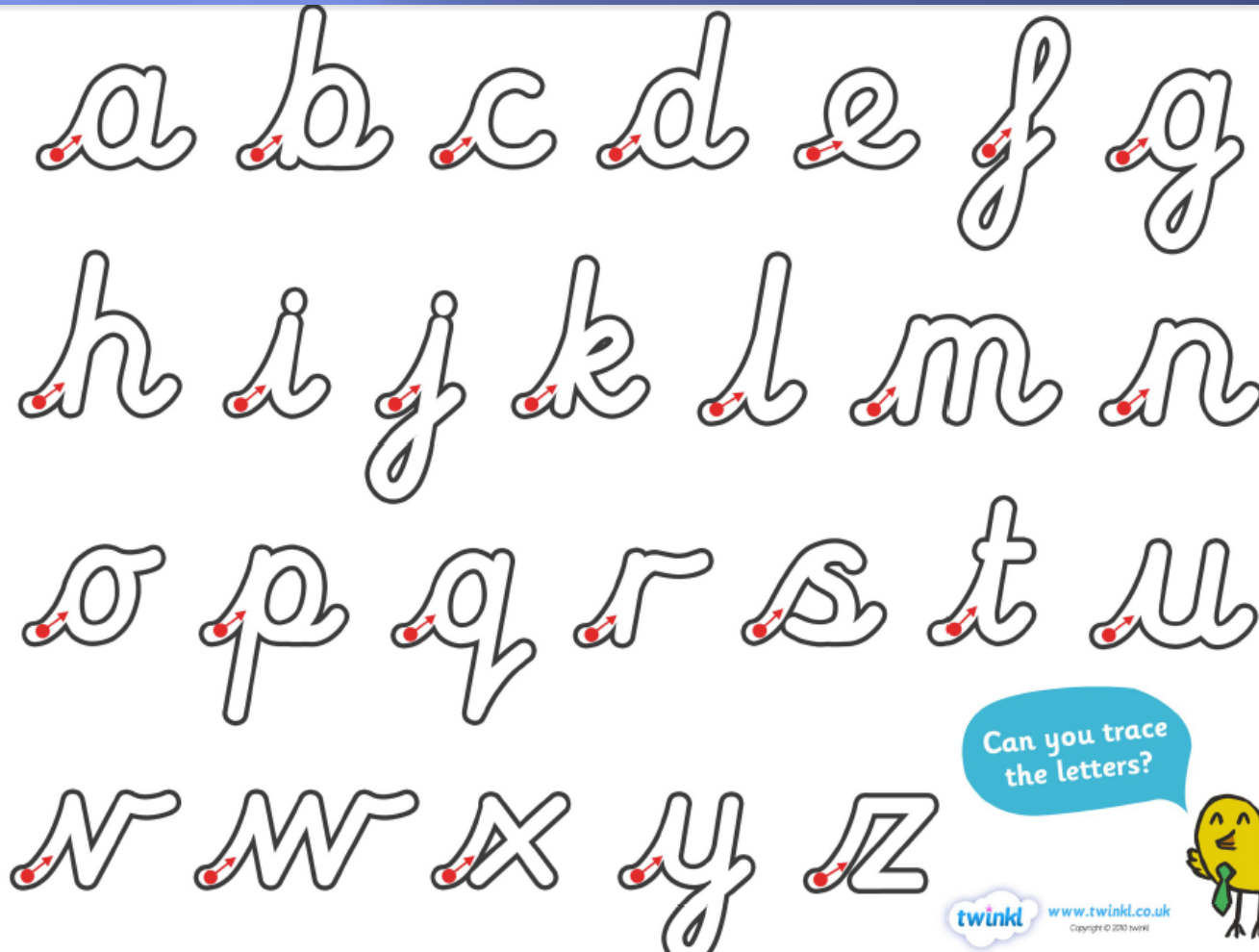
<http://jollylearning.co.uk/2010/11/03/jolly-phonics-actions/>



Letter formation

<http://www.letterjoin.co.uk>


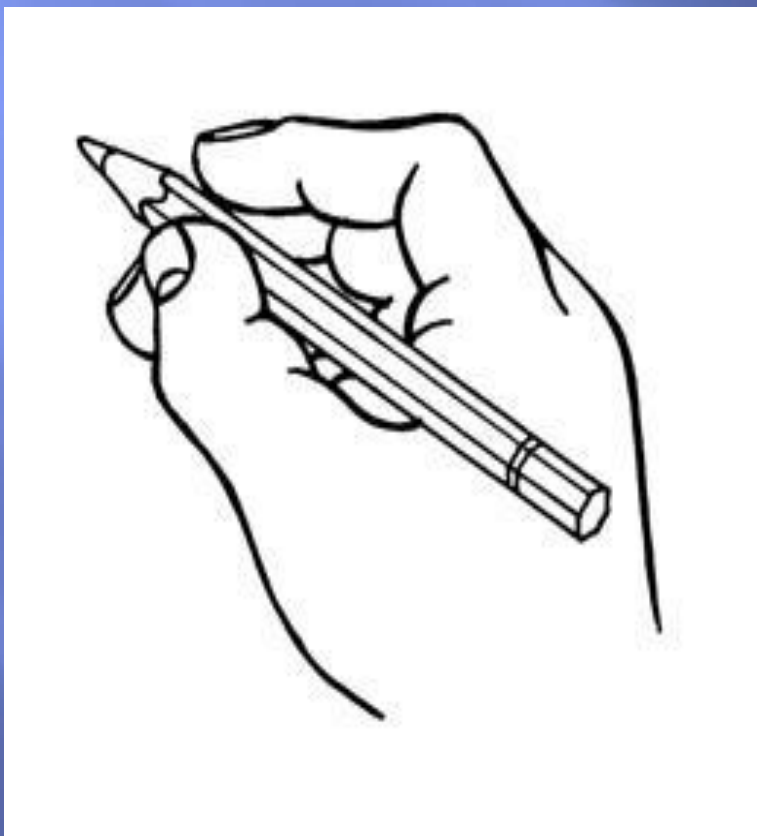
User name: great Password: little



Can you trace
the letters?



Using a pencil



Making words

- ▣ On a Monday we will send home a list of letters to put in the phonics pack. Please put these on the board ready for Monday and check each night that they are still there. We check each day at school at the end of the phonics session.
- ▣ We will also send a list of words, which you can make using the magnetic letters.

Segmenting to write

- ▣ Say the word to your child
- ▣ Segment; one sound- one finger
- ▣ Pat p-a-t



Blending to read

- ▣ Check
- ▣ Say the sounds
- ▣ Join or blend the sounds to read the word
- ▣ P-a-t pat



Sight words

- ▣ Some words are high frequency words. It is important that your child gradually learns to read these 'at sight'. The high frequency words are listed in your child's reading record and phonics log.

Make it fun!



Live Love Laugh and Teach!
livelovelaughandteach.blogspot.com

Reading books

In the second half of the Autumn Term, or once your child can blend consonant, vowel, consonant words and recognise the first set of sight words, we will send home a reading book.



Try to read
a little
every day.
Please log. We
will do the same.

Comprehension is key

- Ask Questions
- Make Comments

Alphablocks

www.bbc.co.uk/cbeebies/grownups/the-alphablocks-guide-to-phonics



Fine motor skills

- ▣ Developing strength in hands and fingers.
- ▣ Roll, squeeze, twist and build with playdough.



- ▣ Threading beads onto pipe cleaners.



Core Strength

▣ Core strength supports fine motor movement.

Row, row, row your boat.



Walk like a crab.



Do the plank. How many bricks can you pile underneath?



Maths

- ▣ Encourage a love of maths and problem solving.
- ▣ Count everything! How many lamp posts on the way to school? How many steps to get into bed.
- ▣ By the end of the year, children need to be able to count up to and back from 20, order and recognise numerals to 20, add, take away, double and halve.

Maths

- ▣ Play maths games which involve counting on and back.



Assessment: the way we work

- ▣ We will observe a child in their play and spot a teachable moment.
- ▣ We will then engage in quality interactions with the child.
- ▣ The child will make progress as a result.
- ▣ We will keep efficient records.
- ▣ We will not continuously photograph children in their play as this will distract from our interactions with the children. This does differ from some other local schools.
- ▣ Once a term your child will be a focus child. At this point we will carry out longer observations. 'Wow' moments might also be recorded in learning journeys.

Personnel

- ▣ Teachers:

Mrs. Jenkins Monday, Tuesday, Thursday, Friday

Mrs. Clarke Wednesday

- ▣ Teaching assistants:

Mrs. Warne: Monday, Tuesday, Wednesday, Friday

Mrs. Kennedy: Thursday

- ▣ Higher level teaching assistant: Mrs. Kennedy
Friday pm

- ▣ Please do speak to any of the team if you have a concern. If you can't catch one of us then please leave a message at the office.

Curriculum

- ▣ Our topic this half term is 'Marvellous Me' Would anyone like to come and talk about their related work?
- ▣ Other possible topics are 'Tell me a story' 'It's Freezing' 'Growing and Changing' and 'Toys'.
- ▣ We will have a day trip (costing roughly £15) in the Spring or Summer Term which will be related to our 'Growing and Changing' topic. In addition we may have visitors into school in relation to a topic. These might incur a small cost.

Bits and pieces

- ❑ P.E. will be on Mondays. Kit won't be needed until after half term.
- ❑ Parent briefing date: 24th November pm
- ❑ Other class presentation dates will be given four weeks in advance.
- ❑ Please make sure your child has welly boots.
- ❑ Please could you limit key rings to one small key ring on book bags.
- ❑ Please could P.E. kits or spare clothes be kept in drawstring bags.
- ❑ Please do consider helping in the classroom. It does make a big difference to the provision we can offer your children.
- ❑ Even if you can't help in the classroom, please let us know if you can do jobs at home for us; make play dough etc.