

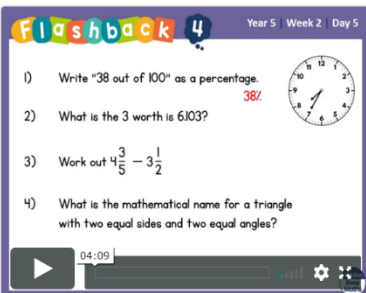


Wednesday 29th April 2020 - Year 5 Home Learning  
[Year5@shelford.cambs.sch.uk](mailto:Year5@shelford.cambs.sch.uk)

Subject	Activity	Submission
Reading  (30 mins)	<p><u>Silent Reading:</u></p> <p>Please read a book for 30 minutes, silently. When reading, try to use the VIPERS skills we have been learning this year.</p>	No submission required
Spelling  (15 mins)	<p><u>Spelling Menu Activity:</u></p> <p>Using the 'Spelling Menu' (on the class page), choose one of the activities to help you learn yesterday's list words.</p> <p>Complete the activity in your home learning book (or on paper if you are yet to have your home - learning book). This is a perfect opportunity to practice your handwriting (particularly for those aiming for a Pen Licence).</p>	No submission required
Literacy  	<p><u>Olympics Information Leaflet session 2 - Plan</u></p> <p>Following yesterday's research, I would like you to plan your leaflet. During this planning stage, please think about:</p> <ul style="list-style-type: none"> <li>- Layout - does it stand out?</li> <li>- Heading</li> <li>- Sub-headings</li> <li>- Images/illustrations/photographs</li> <li>- Content - will the reader be interested?</li> </ul> <p>Again, think back to your Burwell House work - they were all of a very high standard.</p> <p>I would like your final piece to be A4 (double sided). Please think about what the final product will look like during today's planning stage. Will your leaflet be folded in half? Will it be concertina in shape?</p>	No submission required
Numeracy  	<p><u>Week 2 Lesson 5: Equivalent FDP</u></p> <p>Please follow this link <a href="https://whiterosemaths.com/homelearning/year-5/">https://whiterosemaths.com/homelearning/year-5/</a> and scroll up to week 2, you may need to expand the tab/open it up. It should look like this:</p> <div data-bbox="367 1556 1149 1915" data-label="Complex-Block"> <p style="text-align: center;"><b>Lesson 5 - Equivalent FDP</b></p> <div style="display: flex; justify-content: space-between;"> <div style="width: 45%;">  </div> <div style="width: 50%;"> <div style="background-color: #f08080; padding: 5px; margin-bottom: 5px;"> <p><b>Get the Activity</b></p> <p>Lesson 5 - Y5 Spring Block 3 WO10 Equivalent FDP 2019</p> </div> <div style="background-color: #4682b4; color: white; padding: 5px;"> <p><b>Get the Answers</b></p> <p>Y5 Spring Block 3 ANS10 Equivalent FDP 2019</p> </div> </div> </div> <ul style="list-style-type: none"> <li>- Watch the video clip, this will help to consolidate our previous learning and help to explain the task.</li> <li>- Complete the worksheet by clicking on 'Get the worksheet' tab, to open it.</li> </ul> </div>	No submission required

	<ul style="list-style-type: none"> <li>- Check over your work</li> <li>- Mark your work using the 'Get the answers' tab.</li> </ul>	
Other	<p>French: les sports olympiques</p> <p>Please follow the PowerPoint slideshow. There are two written exercises:</p> <ol style="list-style-type: none"> <li>1. Write the sports in alphabetical order</li> <li>2. Translate the sports from English into French -you can use the online dictionary link below as a supportive resource:</li> </ol> <p><a href="https://www.wordreference.com/">https://www.wordreference.com/</a></p> <p>Please can you also draw an illustration for each of the sports.</p> <p>Complete the activity in your home learning book (or on paper if you are yet to have your home - learning book). This is a perfect opportunity to practice your handwriting (particularly for those aiming for a Pen Licence).</p>	<p>Please submit this activity by photograph of work to the email address above by 3pm today.</p> <p>Please include the following in the 'email subject box':</p> <ul style="list-style-type: none"> <li>-Child Name</li> <li>-Piece of work title</li> <li>-Date</li> </ul>