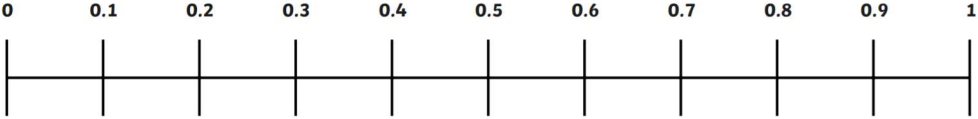
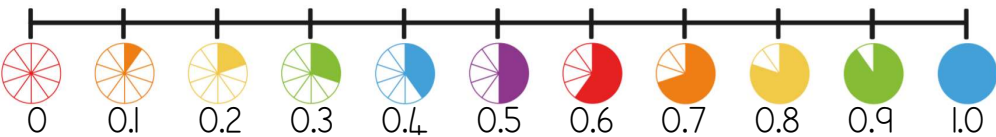
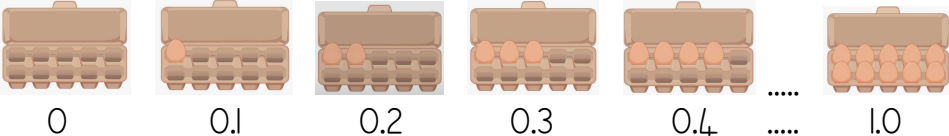


Thursday 2nd April 2020 - Year 4 Home Learning
Year4@shelford.cambs.sch.uk

Subject	Activity	Submission
Spelling	<p><u>This week's list: sc (sounding sc OR s)</u></p> <p>scum scope discard describe scene descend crescent science discipline fascinate scissors scent</p> <p>Choose a tricky word that you would like to practise. Do a 'quick write' to practise this word by writing it as many times as you can in 2 minutes.</p>	none required
Literacy	<p><u>Grammar Revision Lesson - Sentence structures - Fronted adverbials</u></p> <p>Read this information, and then complete the exercise at the bottom of this document. When you have finished, check your own answers (these are at the very bottom of this document).</p> <p>Yesterday, we recapped adverbs - these are words which give us more information on how a verb is done.</p> <p>An adverbial is very similar to an adverb. It is a word or a phrase (group of words) which tells us how, when or why a verb is done.</p> <p>An adverbial becomes a fronted adverbial if it is moved to the beginning of the sentence. It is always followed by a comma: ,</p> <p>e.g.:</p> <p>I am going to the park this afternoon. ← adverbial</p> <p>fronted adverbial → This afternoon, I am going to the park.</p>	none required
Numeracy	<p><u>Maths problem solving lesson - tenths on a number line</u></p> <p>What's the most creative way you can find of representing this number line showing tenths between 0 and 1:</p>  <p>0 0.1 0.2 0.3 0.4 0.5 0.6 0.7 0.8 0.9 1</p> <p>Could you use drawings to represent this, or build it using objects around your house?</p> <p>Here are two examples:</p> 	Please email a photo of your number line to the email address above

	 0 0.1 0.2 0.3 0.4 1.0 Extension: can you extend your number line beyond 1? (1.1, 1.2, 1.3 etc.)	
Other	Choose from the <u>Family Learning Menu</u>	none required
Reading	Read aloud to someone at home for 15 minutes, focusing on the accuracy and expression of your reading. After this, enjoy some free read time!	none required

Fronted Adverbials

Task: Re-write these sentences so that the adverbial phrase is at the front, separated from the rest of the sentence with a comma.

1. The train is due to leave the station in five minutes.

In five minutes, the train is due to leave the station.

2. I am going to the zoo later today.

3. The slimy slug crawled along the path very slowly.

4. The chef washed his knives very carefully.

5. Joe tiptoed down the stairs without making a sound.

6. Ellie goes to gym club twice a week.

7. The mouse ran down the clock as the clock struck one.

8. John flew his kite at the edge of the beach.

9. The snow covered peaks could be seen in the distance.

10. Layla had a dental appointment after school.

Fronted Adverbials - ANSWERS

1. The train is due to leave the station in five minutes.
In five minutes, the train is due to leave the station.
2. I am going to the zoo later today.
Later today, I am going to the zoo.
3. The slimy slug crawled along the path very slowly.
Very slowly, the slimy slug crawled along the path.
4. The chef washed his knives very carefully.
Very carefully, the chef washed his knives.
5. Joe tiptoed down the stairs without making a sound.
Without making a sound, Joe tiptoed down the stairs.
6. Ellie goes to gym club twice a week.
Twice a week, Ellie goes to the gym.
7. The mouse ran down the clock as the clock struck one.
As the clock struck one, the mouse ran down the clock.
8. John flew his kite at the edge of the beach.
At the edge of the beach, John flew his kite.
9. The snow covered peaks could be seen in the distance.
In the distance, the snow covered peaks could be seen.
10. Layla had a dental appointment after school.
After school, Layla had a dental appointment.