

Monday 15th June 2020 - Year 4 Home Learning
Year4@shelford.cambs.sch.uk

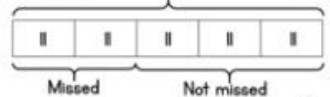
Subject	Activity	Submission								
Spelling	<p><u>This week's list: Irregular past tenses</u></p> <p>Most verbs gain 'ed' when in the past tense, but these verbs are irregular.</p> <p>keep → kept weep → wept sleep → slept creep → crept sweep → swept</p> <p>Copy this list into your home learning book in your neatest handwriting.</p>	none required								
Literacy	<p><u>Play Scripts - planning performance</u></p> <p>Last week you wrote a play script. This week, I would like you to prepare a performance of your play script, to take place on <u>Friday</u>. You may EITHER perform your play with you and members of your family as actors, OR as a puppet show.</p> <p>Today I would like you to start planning this performance. Firstly, you will need to decide whether you are going to have actors or puppets. Then, depending on what you have chosen, you can start preparing the following:</p> <p><u>If you will have actors:</u></p> <ul style="list-style-type: none">• Decide who will play each character• Start thinking about/ collecting/ making the costumes they will wear• Start thinking about/ collecting/ making any props or backdrops you will need <p><u>If you are doing a puppet show:</u></p> <ul style="list-style-type: none">• Start making your puppets• Start thinking about/ collecting/ making any props or backdrops you will need• Start practising different voices for the different characters	none required								
Numeracy	<p><u>Maths fluency lesson - written multiplication</u></p> <p><u>Resource:</u> <u>Written multiplication calculation guide</u></p> <p><u>Warm up:</u> practise your 9 x table ready for a check on Friday.</p> <p><u>Activity:</u> practice the written method of multiplication by multiplying 2- or 3-digit numbers by a 1-digit number. You could start with the questions below, then generate some more questions by rolling a dice. When you have finished, check your answers with a calculator.</p> <table><tr><td><u>2- digit</u></td><td><u>3 - digit</u></td></tr><tr><td>3 x 21 =</td><td>4 x 232 =</td></tr><tr><td>3 x 35 =</td><td>6 x 345 =</td></tr><tr><td>8 x 14 =</td><td>7 x 418 =</td></tr></table>	<u>2- digit</u>	<u>3 - digit</u>	3 x 21 =	4 x 232 =	3 x 35 =	6 x 345 =	8 x 14 =	7 x 418 =	none required
<u>2- digit</u>	<u>3 - digit</u>									
3 x 21 =	4 x 232 =									
3 x 35 =	6 x 345 =									
8 x 14 =	7 x 418 =									

Other	Choose an activity from the: <u>Family learning menu</u> , OR <u>Music home learning menu</u>	none required
Reading	Read aloud to someone at home for 15 minutes, focusing on the accuracy and expression of your reading. After this, enjoy some free read time!	none required

Tuesday 16th June 2020 - Year 4 Home Learning

Year4@shelford.cambs.sch.uk

Subject	Activity	Submission
Spelling	<p><u>This week's list: Irregular past tenses</u></p> <p>Most verbs gain 'ed' when in the past tense, but these verbs are irregular.</p> <p>keep → kept weep → wept sleep → slept creep → crept sweep → swept</p> <p>Practise your spellings using your choice of strategy from the KS2 Spelling Menu. This can be found in the home learning - key resources section of the class page.</p>	none required
Literacy	<p><u>Play Scripts - rehearsing performance</u></p> <p>This week, you are preparing a performance of your play script, to take place on <u>Friday</u>.</p> <p>On Tuesday, Wednesday and Thursday, you should take some time to practise your performance.</p> <p>If you will have actors, think about:</p> <ul style="list-style-type: none"> • Speaking the lines clearly • Making eye contact with the audience • Where and how you are going to stand at different moments • What actions or gestures you will use to bring your acting to life <p>If you are doing a puppet show, think about:</p> <ul style="list-style-type: none"> • Speaking the lines clearly • Where the puppets will be at different moments, and who is going to hold them • Trying to use different voices for each puppet, so that it is clear which character is speaking 	none required

Numeracy	<p><u>Maths core lesson - fractions of quantities</u></p> <p>Resources: Tuesday Maths Activity & Tuesday Maths ANSWERS</p> <p>Warm up: practise your 9 x table ready for a check on Friday.</p> <p>Please follow this link https://whiterosemaths.com/homelearning/year-L/</p> <p>Today's lesson is 'Summer Term- Week 6' Lesson 3 - Fractions of quantities <i>Please note - we are not in the week commencing 15th June yet as we have been using a different time scale to that on the website. Today's lesson should look like this:</i></p> <div data-bbox="261 602 1241 1061" data-label="Complex-Block"> <p>Lesson 3 - Fractions of quantities</p> <div> <div> <p>A PE lesson lasts 55 minutes. The lesson is split into 5 equal time periods, and in each time period there is a different activity.</p> <p>1) How long does each activity last? 11 minutes</p> <p>$55 \div 5 = 11$</p>  <p>2) Dora's violin lesson means that she misses $\frac{2}{5}$ of the PE lesson. 14:54 any minutes of the PE lesson does Dora not miss?</p> </div> <div> <p>Looking for the worksheets? Contact your child's school to check if they have a subscription to our worksheets. Alternatively, read more here or get some extra practice from BBC Bitesize.</p> </div> </div> </div>	none required
Topic	<p><u>Rainforests - Layers of the rainforests</u></p> <p>Resources: Rainforests Layers Activity; Layers of the Rainforest Powerpoint; (extension: Rainforest Layers Plants and Animals)</p> <p>1) Read through the 'Layers of the Rainforest Powerpoint' to find out about the different layers of rainforests.</p> <p>2) Complete the 'Rainforest Layers Activity' sheet.</p> <p>Extension task: read the 'Rainforest Layers Plants and Animals' sheet, and see if you can find out any more information about the animals and plants listed.</p>	none required
Reading	<p>Read aloud to someone at home for 15 minutes, focusing on the accuracy and expression of your reading. After this, enjoy some free read time!</p>	none required

Wednesday 17th June 2020 - Year 4 Home Learning

Year4@shelford.cambs.sch.uk

Subject	Activity	Submission
Spelling	<p><u>This week's list: Irregular past tenses</u></p> <p>Most verbs gain 'ed' when in the past tense, but these verbs are irregular.</p> <p>keep → kept weep → wept sleep → slept creep → crept sweep → swept</p> <p>Practise your spellings using your choice of strategy from the KS2 Spelling Menu. This can be found in the home learning - key resources section of the class page.</p>	none required
Literacy	<p><u>Play Scripts - rehearsing performance</u></p> <p>This week, you are preparing a performance of your play script, to take place on <u>Friday</u>.</p> <p>On Tuesday, Wednesday and Thursday, you should take some time to practise your performance.</p> <p>If you will have actors, think about:</p> <ul style="list-style-type: none"> • Speaking the lines clearly • Making eye contact with the audience • Where and how you are going to stand at different moments • What actions or gestures you will use to bring your acting to life <p>If you are doing a puppet show, think about:</p> <ul style="list-style-type: none"> • Speaking the lines clearly • Where the puppets will be at different moments, and who is going to hold them • Trying to use different voices for each puppet, so that it is clear which character is speaking 	none required
Numeracy	<p><u>Maths core lesson - calculate quantities</u></p> <p>Resources: Wednesday Maths Activity & Wednesday Maths ANSWERS</p> <p>Warm up: practise your 9 x table ready for a check on Friday.</p> <p>Please follow this link https://whiterosemaths.com/homelearning/year-4/</p> <p>Today's lesson is 'Summer Term - Week 6' Lesson 4 - Calculate quantities</p>	none required

Please note - we are not in the week commencing 15th June yet as we have been using a different time scale to that on the website. Today's lesson should look like this:

Lesson 4 - Calculate quantities

3) $\frac{3}{7}$ of 21 = 9

4) $\frac{6}{6}$ of 48 = 48

Have a go

12:53

Looking for the worksheets? Contact your child's school to check if they have a subscription to our worksheets. Alternatively, read more here or get some extra practice from BBC Bitesize.

- 1) Watch the video clip; this will help to explain the task.
- 2) Complete the 'Wednesday Maths Activity' sheet.
- 3) Check over your work
- 4) Mark your work using the 'Wednesday Maths ANSWERS' sheet.

RE

Judaism - Bat Mitzvah and Bar Mitzvah

- 1) Watch this clip: <https://www.bbc.co.uk/programmes/p02n2kgx>
- 2) Answer these questions in your home learning book:
 - a) What is the difference between a Bat Mitzvah and a Bar Mitzvah?
 - b) What important part of a boy or girl's life is celebrated at the Bar Mitzvah or Bat Mitzvah?
 - c) At what age does the Bar Mitzvah or Bat Mitzvah take place?
 - c) What happens during the ceremony?
 - d) How does Me-Me feel about reaching her Bat Mitzvah?

Please submit your work to the email address above


Reading

Read aloud to someone at home for 15 minutes, focusing on the accuracy and expression of your reading. After this, enjoy some free read time!

none required

Thursday 18th June 2020 - Year 4 Home Learning

Year4@shelford.cambs.sch.uk

Subject	Activity	Submission
Spelling	<p><u>This week's list: Irregular past tenses</u></p> <p>Most verbs gain 'ed' when in the past tense, but these verbs are irregular.</p> <p>keep → kept weep → wept sleep → slept creep → crept sweep → swept</p> <p>Practise your spellings using your choice of strategy from the KS2 Spelling Menu. This can be found in the home learning - key resources section of the class page.</p>	none required
Literacy	<p><u>Play Scripts - rehearsing performance</u></p> <p>This week, you are preparing a performance of your play script, to take place on <u>Friday</u>.</p> <p>On Tuesday, Wednesday and Thursday, you should take some time to practise your performance.</p> <p>If you will have actors, think about:</p> <ul style="list-style-type: none"> • Speaking the lines clearly • Making eye contact with the audience • Where and how you are going to stand at different moments • What actions or gestures you will use to bring your acting to life <p>If you are doing a puppet show, think about:</p> <ul style="list-style-type: none"> • Speaking the lines clearly • Where the puppets will be at different moments, and who is going to hold them • Trying to use different voices for each puppet, so that it is clear which character is speaking 	none required
Numeracy	<p><u>Maths revision lesson - 24 hour time</u></p> <p>Warm up: practise your 9 x table ready for a check on Friday.</p> <p>Warm up: Login to Purple Mash and complete the '12h & 24h - Conversions' to refresh your understanding of 24 hour time. This task has been set for you as a 2do.</p> <div data-bbox="252 1966 1262 2132">  <p>2do: 12h & 24h - Conversions (Ages 9-11) Select the correct time when it is converted to a different format. (Assigned to everyone in class: Year 4. Set by: Miss Nairac)</p> <p>Edit Close View Folder</p> </div>	none required

	<p>Extension Activities:</p> <p>1) Explore this interactive clock https://www.topmarks.co.uk/time/teaching-clock</p> <p>2) Try out some of the games related to time on this webpage: https://www.topmarks.co.uk/maths-games/7-11-years/measures</p>	
Science	<p><u>Teeth and Digestion - dental hygiene</u></p> <p>In our lifetime, we only get two sets of teeth: baby teeth and adult teeth. It is therefore very important to look after them properly!</p> <p>1) Watch this video clip to find out how brushing our teeth helps to keep them healthy: https://www.youtube.com/watch?v=aOebfGGcVw</p> <p>2) Watch this second video to find out about the effect that different types of drink can have on your teeth: https://www.bbc.co.uk/bitesize/clips/znr4wx</p> <p>3) Make a poster explaining why and how to look after your teeth.</p> <p>Extension challenge: can you set up your own experiment to observe the effect of different liquids on 'teeth'? Instead of teeth you could use hard boiled eggs, as their shells have similar properties to tooth enamel.</p>	none required
Reading	Read aloud to someone at home for 15 minutes, focusing on the accuracy and expression of your reading. After this, enjoy some free read time!	none required

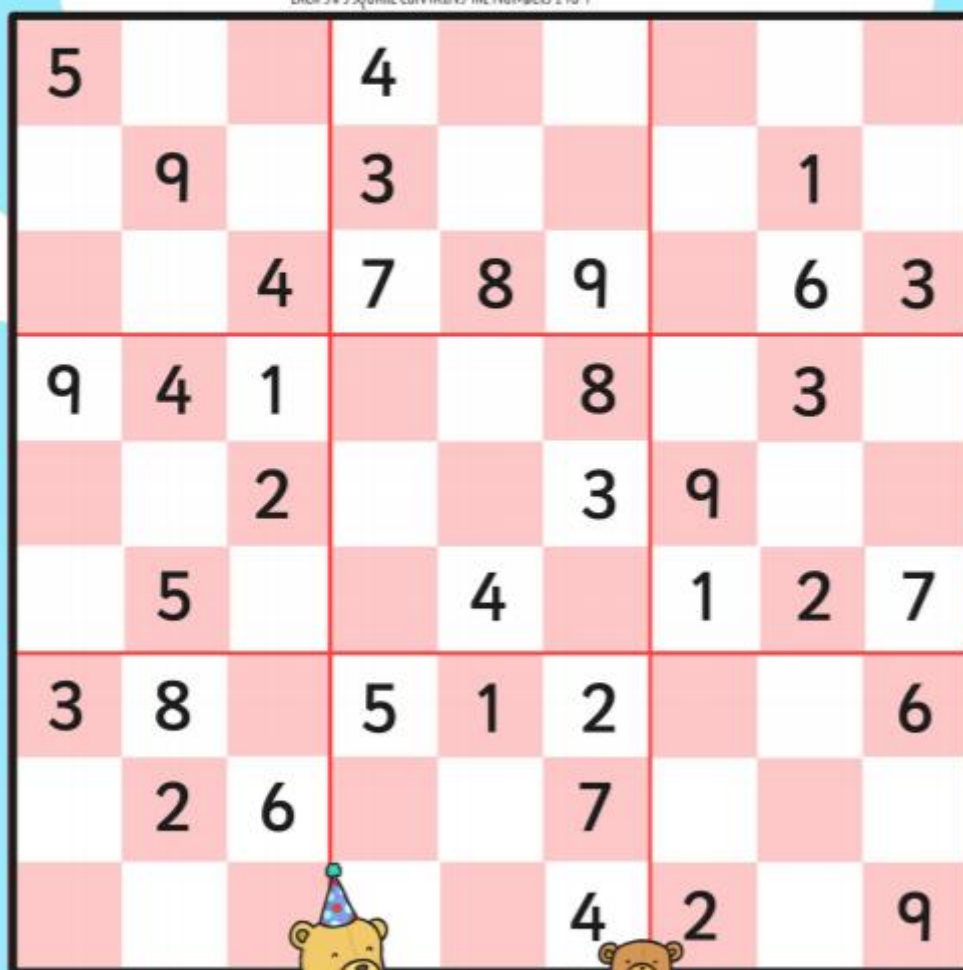
Friday 19th June 2020 Year 4 Home Learning
Year4@shelford.cambs.sch.uk

Subject	Activity	Submission
Spelling	<p><u>This week's list: Irregular past tenses</u></p> <p>Most verbs gain 'ed' when in the past tense, but these verbs are irregular.</p> <p>keep → kept weep → wept sleep → slept creep → crept sweep → swept</p> <p>Ask an adult or a brother/ sister to test you on the list above. Then, use this sheet to mark your own work. Note down any which you didn't spell correctly, and add these to your list to practise next week.</p>	none required
Literacy	<p><u>Play Scripts - performing your play</u></p> <p>Today, I would like you to perform your play. You may EITHER film your performance, and send it to Miss Nairac, OR ask someone at home to watch your performance and then help you fill out the 'play script evaluation sheet' to send in.</p> <p>During your performance, remember to focus on:</p> <p>If you will have actors</p> <ul style="list-style-type: none"> • Speaking the lines clearly • Making eye contact with the audience • Where and how you are going to stand at different moments • What actions or gestures you will use to bring your acting to life <p>If you are doing a puppet show</p> <ul style="list-style-type: none"> • Speaking the lines clearly • Where the puppets will be at different moments, and who is going to hold them • Trying to use different voices for each puppet, so that it is clear which character is speaking 	Please submit your work to the email address above
Numeracy	<p><u>Times table check and problem solving challenge</u></p> <p>Resources: 9 Times Table Check</p> <p>1) Carry out the '9 Times Table Check', noting any questions you found tricky and remembering to keep practising them</p> <p>2) Try this sudoku puzzle:</p>	none required

SUDOKU

TRY TO FILL IN ALL THE EMPTY BOXES SO THAT:

- EACH ROW CONTAINS THE NUMBERS 1 TO 9
- EACH COLUMN CONTAINS THE NUMBERS 1 TO 9
- EACH 3x3 SQUARE CONTAINS THE NUMBERS 1 TO 9



Other	Take part in the Virtual Shelford School Sports' Day (details to follow soon!)	none required
Reading	Read aloud to someone at home for 15 minutes, focusing on the accuracy and expression of your reading. After this, enjoy some free read time!	none required